



RESEARCH REPORT

THE SURVEY OF INHABITANTS OF BALTIC COUNTRIES ON THE SONG AND DANCE CELEBRATION



Sustainability of Latvian Cultural Traditions in an *Innovative* Environment



The research was conducted within the framework of the National Research Programme *Sustainability of Latvian Cultural Traditions* in an Innovative Environment (HABITUS) and as part of the European Union's *Horizon 2020* research and innovation programme project *Critical Heritages: performing and representing identities in Europe* (CoHERE), grant agreement No 693289.

2017

THE PROJECT WAS IMPLEMENTED BY:

Latvian Academy of Culture

Research Centre

Address: Ludzas iela 24, Rīga, LV-1003, E-mail: zpc@lka.edu.lv

PROJECT SUPERVISOR:

Prof., dr.sc.soc. Anda Lake

E-mail: lake.anda@gmail.com

THE WORKING GROUP OF THE PROJECT:

Mg.art. Līga Vinogradova

Mg.art. Agnese Treimane

Mg.art. Agnese Hermane

Agnese Karlsone

THE REPORT WAS PREPARED BY:

Līga Vinogradova

E-mail: liga.vinogradova@lka.edu.lv

THE REPORT WAS TRANSLATED BY:

Ēriks Bormanis

PROJECT FUNDING:

Latvian Academy of Culture

European Union's *Horizon 2020* research and innovation programme project *Critical Heritages: performing and representing identities in Europe* (CoHERE), grant agreement No 693289.

National Research Programme *Sustainability of Latvian Cultural Traditions in an Innovative Environment* (HABITUS)

CONTENT

OUTLINE OF THE RESEARCH METHODOLOGY	4
SUMMARY	6
1. INHABITANTS INVOLVEMENT IN THE TRADITION OF THE SONG AND DANCE CELEBRATION	11
1.1. Types of Participation	11
1.1.1. Participants	13
1.1.2. Organisers	19
1.1.3. The Audience	19
1.2. Family Involvement in the Song and Dance Celebration	21
1.3. Participation in Interest-based Education Groups, Creative and Amateur Art Groups.....	22
1.4. Expenses Related to Participation in Art Groups	25
1.5. Obstacles to Involvement in the Tradition of the Song and Dance Celebration	25
1.5.1. Participants' Case	25
1.5.2. Audience Members' Case.....	28
2. OPINIONS REGARDING THE SONG AND DANCE CELEBRATION, ITS IMPACT AND ORGANISATION.....	30
2.1. Inhabitants' Opportunities and Willingness to Be Involved.....	30
2.1.1. Involvement opportunities	30
2.1.2. Obstacles to Participation in the Next Celebration	31
2.2. The Benefits of Participation in the Song and Dance Celebration	32
2.3. Opinions on the Song and Dance Celebration	34
2.4. The Future and Development of the Celebration	37
2.4.1. Distribution of roles	37
2.4.2. The Future of the Celebration.....	38
3. MEASUREMENT OF SOCIAL CAPITAL.....	39
3.1. Sense of Belonging	39
3.2. Level of Trust	40
3.3. Involvement in Organisations	44
3.4. The Spending of Free Time	45
4. RESPONDENTS' PROFILE	46
ATTACHMENTS.....	48
Attachment 1: The Questionnaire of the Survey (in English).....	48
Attachment 2: List of Figures and Tables	63

OUTLINE OF THE RESEARCH METHODOLOGY

In 2017, the Research Centre of the Latvian Academy of Culture (RCLAC) conducted a survey of inhabitants of the Baltic States on their participation in the movement of the Song and Dance Celebration. The survey was carried out by the RCLAC within the framework of the state research programme *Sustainability of Latvian Cultural Traditions in an Innovative Environment (Habitus)* and the research project *Critical Heritages: Performing and Representing Identities in Europe (CoHere)*, which is funded through the EU programme *Horizon 2020*. As commissioned by the RCLAC, the data was collected by the research agency Kantar TNS. The processing and analysis of the data was performed by the working group of the RCLAC.

The Research Report is presented as an overview of empirical data. A more detailed analysis of the survey data is included in the researchers' publications within the framework of the state research programme *Habitus* and the EU programme's *Horizon 2020* research project *CoHere*.

The aim of the research is to identify the extent of involvement of Latvian, Lithuanian and Estonian inhabitants in the movement of the Song and Dance Celebration, as well as the extent of their participation in various interest-related education groups, creative and amateur art groups.

The **target group** of the research consists of permanent residents of the Baltic States (Latvia, Lithuania and Estonia) aged 15-74. The total inhabitants in each state is as follows:

- 1,611,326 Latvian inhabitants, aged 15-74
- 2,150,968 Lithuanian inhabitants, aged 15-74
- 980,821 Estonian inhabitants, aged 15-74

The research method is a tailored survey conducted across Latvia, Lithuania and Estonia based on the Computer Assisted Telephone Interview (CATI).

The survey sample is drawn by applying a random multistage stratification method and taking into account the socio-demographic parameters of the target group of the survey:

- For Latvia: gender, ethnicity, age, region, type of the place of residence
- For Lithuania: gender, age, ethnicity, region, type of the place of residence
- For Estonia: gender, age, ethnicity and region

The size of the survey sample is 1010 for each country (3030 for all the Baltic States in total).

Table 1. *The Survey Sample.*

Sample	
Latvia	n = 1010
Lithuania	n = 1010
Estonia	n = 1010
<i>Together</i>	<i>n = 3030</i>

By applying data weighting techniques, the selected survey sample was adjusted in each country's (Latvia, Lithuania and Estonia) data file so as to achieve better correspondence to the age frame of 15-74 in the population. Such a procedure improves the correspondence of the sample structure to the real situation and tackles the deviations from the ideal sample structure that emerged in case of refusal to participate in the survey. Before processing, the results were additionally weighted by a number of parameters:

- In Latvia – by 5 parameters: gender, ethnicity, age, region and the type of the place of residence, according to the official data as of 1 January 2017, available at the Office of Citizenship and Migration Affairs (OCMA) of the Latvian Republic;
- In Lithuania – by 5 parameters: gender, age, ethnicity, region, type of the place of residence, according to the data from the Lithuanian Department of Statistics as of 1 January 2017, except the data on ethnicity (1 January 2016);
- In Estonia – by 4 parameters: gender, age, ethnicity and region, according to the data provided by Statistics Estonia as of 1 January 2016.

The survey questionnaire (see Attachment 1) consists of 43 questions. Each respondent had a possibility to complete the questionnaire in the language of their choice: Latvian, Estonian, Lithuanian, or Russian.

The Research Report covers the following three topics:

- 1) inhabitants involvement in the tradition of the Song and Dance Celebration;
- 2) opinions regarding the Song and Dance Celebration, its impact and organisation;
- 3) measurement of social capital.

Each topic contains a description of the data obtained from the inhabitants survey by comparing the three Baltic States or analysing more closely the Latvian case in particular.

SUMMARY

In 2017, the Research Centre of the Latvian Academy of Culture conducted a inhabitants survey in the Baltic States with the **aim** to estimate Latvian, Lithuanian and Estonian inhabitants' involvement in the movement of the Song and Dance Celebration as well as identify the extent of their participation in various interest-related education activities, creative and amateur art groups. The target group of the research consists of permanent residents of the Baltic States, aged 15-74. The survey sample consists of 1010 respondents in each country (3030 in total). The research method used is a tailored survey conducted across Latvia, Lithuania and Estonia based on the Computer Assisted Telephone Interview.

The research report is an overview of the data of the survey. It does not include interpretation of the data or extensive conclusions. Detailed analysis and interpretation of the data will be performed by LAC researchers in publications related to research and popular science, as well as in other forms of scientific communication. The Research Report covers three **topics**: 1) inhabitants involvement in the tradition of the Song and Dance Celebration; 2) opinions regarding the Song and Dance Celebration, its impact and organisation; 3) measurement of social capital. The report analyses the data by comparing the three Baltic States and paying particular attention to the opinions and practices of Latvian inhabitants.

INHABITANTS INVOLVEMENT IN THE TRADITION OF THE SONG AND DANCE CELEBRATION

In total, 87% of Latvian, 95% of Estonian and 84% of Lithuanian inhabitants are **involved** in the tradition of the Song and Dance Celebration. Inhabitants involvement in the Song and Dance Celebration can be presented at 4 levels: active involvement, direct passive involvement, indirect passive involvement and non-involvement. 38% of Latvian, 37% of Estonian and 31% of Lithuanian inhabitants are actively involved in the Celebration (as participants, organisers or otherwise actively involved in the organisation of the Celebration).

29% of Latvian, 30% of Estonian and 27% of Lithuanian inhabitants either have been involved in the Song and Dance Celebration before, i.e., ever in their lifetime, as **participants** (or directors, chief directors etc.) or are planning to do so in the next Celebration. In all the Baltic States, inhabitants have most often been involved in the Celebration as choir members.

45% of Latvian, 65% of Estonian and 51% of Lithuanian inhabitants have been involved in the Celebration in a direct passive way, as **audience members**. In Latvia, respondents have most often attended the procession as well as the closing event, whereas the Main Dance Performance has been attended slightly less often. In turn, the events that inhabitants would like to attend most of all are the Closing Concert, the Main Dance Performance, and – to a slightly lesser extent – the procession.

Participation of family members is considered as important motivation behind the involvement of inhabitants in this tradition. Over one half of Latvian inhabitants, i.e. 53%, have a family member who has ever in their lifetime been or still is involved in the Song and Dance Celebration.

Involvement of the inhabitants in various **interest-related groups, creative or amateur art groups** that are outside the school curriculum is closely related to involvement in the Song and Dance Celebration. Latvian inhabitants have reported most active involvement (ever in their lifetime) in sports (62%); 54% have been involved in dance activities; 43% - in singing; 34% - in crafts and handicraft; 24% have performed in amateur theatre; 24% have played a musical instrument; and 22% have attended classes in visual art groups. Those inhabitants who have been involved in these activities before school, at school, as well as at different stages of their lives, take part in the Song and Dance Celebration more actively. However, those who have not been involved in different activities at school or after graduation have proved to be less involved in the tradition.

Of those Baltic inhabitants who have never participated in the Celebration, 37% in Latvia, 27% in Estonia and 32% in Lithuania admit that they would like to do that. Opinions of Baltic inhabitants on the **obstacles to participation** differ. As obstacles to participation, Latvian inhabitants mention the lack of free time (24%), the lack of time to take part in a particular group's regular rehearsals (18%) and the lack of interest in this type of cultural or artistic activities (13%). Estonian inhabitants indicate the lack of time to take part in a particular group's regular rehearsals (17%), the lack of appropriate skills (13%) and the fact that such activities are not popular among their relatives/friends/acquaintances (13%). The obstacles indicated in Lithuania are as follows: the lack of free time (29%), the lack of appropriate skills (14%), and no interest in this kind of cultural or artistic events (11%).

Opinions of Baltic inhabitants on the **obstacles to more frequent attendance** of the events of the Celebration are similar. In Latvia, 20% of respondents indicated difficulties with getting to the Celebration venue; 16% suggested that are not interested in such cultural and artistic events; and 9% indicated the lack of financial means for such activities. In Estonia, 18% of respondents similarly indicated that it is difficult to get to the Celebration venue; 18% suggested that are not interested in such cultural and artistic events; and 10% mentioned overwhelming workload as an obstacle. In turn, Lithuanian respondents mentioned the lack of interest in such cultural and artistic events (14%), overwhelming workload (8%) and health issues (8%) as the main obstacles.

OPINIONS REGARDING THE SONG AND DANCE CELEBRATION, ITS IMPACT AND ORGANISATION

Over one half of Baltic inhabitants (60% in Latvia, 63% in Estonia and 58% in Lithuania) believe that everyone in their country has equal **opportunities to become a**

participant of the Celebration. The opinions of those inhabitants who do not believe so has been analysed separately, as well as the reasons for this. In their opinion, the factors that impede the participation of Latvian inhabitants in the upcoming Celebration are as follows: low income (33%), the lack of appropriate skills and abilities (28%) and the geographical location of their place of residence (18%).

The views of Baltic inhabitants on the main benefits of participation in the Song and Dance Celebration substantially differ.

For Latvian inhabitants, the **benefits of participation** in the Song and Dance Celebration are as follows: 1) an enhanced sense of unity with the whole Latvian nation (43%); 2) deep emotions that are not caused by anything else (40%); 3) an enhanced sense of national belonging, belonging to their own country (26%); 4) unique/ one-time experience (15%); 5) making new friends and acquaintances (15%).

For Estonian inhabitants, the benefits of participation in the Song and Dance Celebration are as follows: 1) deep emotions that are not caused by anything else (61%); 2) an enhanced sense of unity with the whole Estonian nation (59%); 3) an enhanced sense of national belonging, belonging to their own country (44%); 4) unique/ one-time experience (19%); 5) making new friends and acquaintances (13%).

For Lithuanian inhabitants, the benefits of participation in the Song and Dance Celebration are as follows: 1) an opportunity to be together with different people and get to know them (29%); 2) making new friends and acquaintances (24%); 3) deep emotions that are not caused by anything else (22%); 4) an enhanced sense of national belonging, belonging to their own country (21%); 5) an enhanced sense of unity with the whole Lithuanian nation (20%).

For Latvian inhabitants, the Song and Dance **Celebration is associated with** a positive attitude and positive emotions (39%), a sense of unity (14%), as well as singing, dancing and music making (14%). It is also associated with culture, cultural heritage and tradition (9%), celebrating (9%), Latvian identity (8%) and masses of people (8%).

In order to evaluate the opinions of the surveyed regarding **the role of the Song and Dance Celebration**, we have analysed the average values of various statements on a scale of 1-5. The statement *At the Song and Dance Celebration, I have a chance to be together with my nation* has proved to be of the highest value in all the three states (on average, 4.2 points in Latvia, 4.5 in Estonia and 4.4 in Lithuania). The second most popular statement chosen by the surveyed, i.e. *At the Song and Dance Celebration, I can confirm my national belonging* (4 points in Latvia, 4.2 – in Estonia and Lithuania respectively), permits to conclude that the Song and Dance Celebration plays a crucial role at the national level.

Similarly, the **attitudes and opinions of the inhabitants regarding the Song and Dance Celebration** have been established by way of average values of a number of

statements on a scale of 1-5. Latvian respondents believe that *the programme of the Celebration has to be designed so as to attract a big audience of the state's inhabitants* (4.6 points), that *the Song and Dance Celebration is an important sign of international recognition of the state* (4.5 points), and that *the Song and Dance Celebration unites families* (4.2 points). The same statements have proved of the highest value to Estonian inhabitants (4.4, 4.3 and 4.1 points respectively). Lithuanian inhabitants have chosen a completely different statement as the most valuable – *The Song and Dance Celebration is a good opportunity to have fun together with your friends* (4.6 points). The other two statements have also proved of high value in Lithuania: *The programme of the Celebration has to be designed so as to attract a big audience comprised of the state's inhabitants* (4.4 points) and *The Song and Dance Celebration is an important sign of international recognition of the state* (4.3 points).

In the survey, respondents were asked to specify what kind of songs they would like to hear as part of the **repertoire** of the Closing Concert of the next Song and Dance Celebration. Most of all, Latvian inhabitants would like to hear popular songs, including those from films and theatre performances (23%), as well as the songs from the Song Celebration repertoire (without indicating any particular ones). The most popular songs that the surveyed would like to hear are as follows: *Manai dzimtenei*, *Mana dziesma*, *Pūt, vējiņi!* and *Dziesma par pēdējo lapu*. The most popular musicians that are mentioned in this context are composer Raimonds Pauls, the band *Brainstorm* and composer Mārtiņš Brauns.

The Baltic States hold differing views as to which contributor plays **the most important role in the sustaining and development of the Celebration tradition**. 55% of Latvian inhabitants believe that the Ministry of Culture plays the key role; 44% believe that it is art group participants that do so; 33% indicate art group directors as key contributors. Estonian inhabitants believe that the key role is that of the organising institution (58%), art group participants (45%) and art group directors (41%). Similar to Latvian inhabitants, Lithuanian inhabitants believe that the main role is played by the Ministry of Culture (52%), as well as the organiser of the Celebration (47%).

By employing the findings of the previous research on the most typical views regarding the popularity of the Song and Dance Celebration, the survey has established the **future development of the Celebration**, as envisaged by Baltic inhabitants. Respondents expressed their views on a number of statements on a scale of 1-5, where 5 stands for complete agreement with the statement, and 1 means total disagreement. Latvian inhabitants believe that *new elements (new music pieces, dances etc.) should be included in the programme of each new Song and Dance Celebration* (4.4 points), that *it is important that the repertoire of the Celebration is delivered at a high artistic level* (4.3 points), and that *the holding of the Celebration should be as close to its traditional form as possible* (4.3 points). Estonian inhabitants believe that *it is important that the repertoire of the Celebration is delivered at a high*

artistic level (4.4 points), that the songs that are popular with the biggest part of the audience of the Celebration should be included in the Closing Concert (4.2 points), and that new elements should be included in every subsequent Song and Dance Celebration (4.2 points). Inhabitants of Lithuania see the following as important: The songs that are popular with the biggest part of the audience of the Celebration should be included in the Closing Concert (4.4 points), The repertoire of the Celebration should be delivered at a high artistic level (4.4 points), New elements should be included in the programme of each new Song and Dance Celebration (4.3), and The holding of the Celebration should be as close to its traditional form as possible (4.3 points).

MEASUREMENT OF SOCIAL CAPITAL

The survey of the Baltic inhabitants has helped to obtain measurements of social capital according to the following indicators: sense of belonging to particular territorial communities, level of trust, involvement in various organisations (NGOs, societies, professional and political organisations), spending free time with friends, acquaintances and colleagues.

The sense of belonging to one's place of residence, municipality, region, country, the Baltic States and Europe was evaluated on a scale of 1-10. Latvian inhabitants generally have a greater sense of belonging to a particular territory than Estonian or Lithuanian inhabitants. The greatest sense of belonging with Latvian inhabitants is to their country (8.4 points). The sense of belonging to Europe has the lowest value (6.6 points). The sense of belonging is at its lowest at all the levels with those Latvian inhabitants who have never been involved in the Celebration in any way. Particularly low is the value of their sense of belonging to the Baltic States (5.9 points), their place of residence (7 points) and Europe (6 points). The evaluation of the sense of belonging is not essentially affected by active or passive involvement.

The survey enables to measure the inhabitants' **level of trust** in family members and close friends, work mates, local government and state politicians, religious organisations and one's folk art group members (art group participants). The highest level of trust in Latvia is observed in relation to family members and close friends, as indicated by 94% of respondents. The results are similar in the other two Baltic States. 2/3 or 66% of inhabitants trust their colleagues. Trust is at its lowest in case of local government politicians (36%), state politicians (21%) and religious organisations (31%). Those respondents who have been involved in art groups also indicate a high level of trust in art group participants (75%).

The survey also draws attention to what Baltic inhabitants see as a common feature that is characteristic of all the inhabitants of a state. The views on the issue differ greatly; however, 1/5 or 20% of Latvian inhabitants believe that **what all the state's inhabitants have in common** is the belonging to the territory, language (15%) as well as culture and its manifestations (such as traditions, singing, dancing etc.) (13%).

1. INHABITANTS INVOLVEMENT IN THE TRADITION OF THE SONG AND DANCE CELEBRATION

Within the framework of this research, inhabitants involvement in the tradition of the Song and Dance Celebration is viewed in general terms. It does not refer solely to participation in the Celebration at different stages of one's life, as it also encompasses attendance of festive events and taking part in its organisation and working as supporting staff. Section 1.1 analyses different levels of involvement based on different types of activity. In addition, inhabitants involvement in the tradition is influenced by such factors as active involvement of family members in the tradition (1.2) and at what stage in life inhabitants participate in various interest-related education groups, creative and amateur art groups that are part of the Song and Dance Celebration movement (1.3). The present chapter also outlines participants' expenses related to the activities of art groups (1.4) and analyses obstacles to involvement in the tradition of the Song and Dance Celebration (1.5).

1.1. Types of Participation

The survey permits to establish to what extent Baltic inhabitants are involved in the tradition of the Song and Dance celebration. 4 levels of participation have been identified: active participation, direct passive participation, indirect passive participation and non-participation (see Table 2). Types of participation in the Celebration can overlap. In other words, a respondent may be actively and passively involved at the same time.

Active participation refers to those inhabitants who have provided services related to the Celebration (catering, trade, provision of equipment etc.); provided information about the Celebration (as journalists, researchers etc.); provided support, for example, financial support/ assistance with accommodation/ making of costumes etc.; have taken part in the organisation of the Celebration (also as volunteers/ coordinators, performing duties as delegated by the organisers); have worked as paid employees with those art groups that participated in the Song and Dance Celebration (e.g., as répétiteurs, concert masters etc.); have been participants of the Celebration (as members of art groups, artistic directors, chief directors etc.) or are currently planning to do so.

Direct passive participation refers to those inhabitants who have attended the activities of the Celebration (closing concerts, Celebration concerts and other activities) and the procession in person.

Indirect passive participation refers to those inhabitants who have followed the events of the Song and Dance Celebration week in the mass media (TV, radio, the Internet, printed media), followed the events on social networks (draugiem.lv, Facebook,

twitter, Instagram, YouTube, Flickr etc.) and watched the activities of the Celebration on TV and/or listened to them on the radio.

The data indicate that 87% of Latvian, 95% of Estonian and 84% of Lithuanian inhabitants have been passively or actively involved in the tradition of the Song and Dance Celebration before (see Table 3).

38% of **Latvian** inhabitants have been actively involved in the Song and Dance Celebration at some point in their lives; direct passive participation is observed with 45% of inhabitants; in turn, indirect passive participation – with 74% of inhabitants. Only 13% have never in their lives had any relation to the Celebration. The highest level of active participation in all the Baltic States is observed particularly in Latvia (in Estonia – 37%, in Lithuania – 31%).

Table 2. Inhabitants participation in the Song and Dance Celebration.

Have you been participated in the Song and Dance Festival and how?		LATVIA	ESTONIA	LITHUANIA	Level of participation
1	I have followed the events of the Song and Dance Festival week in the mass media (TV, radio, the Internet, printed media)	53%	69%	36%	Indirect passive participation
2	I have followed the events on social networks (draugiem.lv, facebook, twitter, instagram, youtube, flickr etc.)	28%	18%	18%	
3	I have watched the activities of the Celebration on TV, listened to the radio	63%	57%	56%	
4	I have personally attended and observed the activities of the Celebration (closing concerts, festive concerts and other activities)	40%	58%	45%	Direct passive participation
5	I have observed the festive procession in person	32%	50%	31%	
6	I have provided services at the Celebration (catering, trade, provision of equipment etc.)	4%	3%	2%	Active participation
7	I have informed the society about the Celebration (as a journalist, researcher etc.)	1%	1%	2%	
8	I have provided support: financial support/ assistance with accommodation/ preparation of national costumes etc.	4%	2%	2%	
9	I have participated in the organisation of the Celebration (also as a volunteer/ coordinator, performing duties as delegated by the organisers)	4%	2%	4%	
10	As a paid employee, I have worked with those performance groups that participated in the Song and Dance Celebration (e.g., répétiteur, concert master etc.)	3%	1%	2%	

11	I have been a participant of the Celebration myself	27%	29%	25%	
12	I will be a participant of the Celebration in 2018 (I am currently preparing for it)	7%	6%	4%	
13	I haven't been involved	13%	7%	16%	Non-participation
14	Hard to say	0%	0%	1%	-

Table 3. Level of Involvement in the Song and Dance Celebration.

LEVEL OF PARTICIPATION IN THE SONG AND DANCE CELEBRATION				
LATVIA	Non-participation	13%		
	Participation	87%	Indirect passive participation	74%
			Direct passive participation	45%
			Active participation	38%
ESTONIA	Non-participation	5%		
	Participation	95%	Indirect passive participation	82%
			Direct passive participation	65%
			Active participation	37%
LITHUANIA	Non-participation	16%		
	Participation	84%	Indirect passive participation	63%
			Direct passive participation	51%
			Active participation	31%

1.1.1. PARTICIPANTS

The capacity in which inhabitants have taken part in the Celebration

29% of Latvian inhabitants have been participants (including participants of art groups, directors, chief directors etc.) of the Celebration or are planning to do so in 2018. The figure for Estonia is 30%; for Lithuania – 27%.

Of those **Latvian** inhabitants who indicated in the survey that they have participated before, 62% have been choir singers, 41% - dance group members. The figures are substantially smaller regarding members of folklore communities/ ethnographic ensembles (5%), wind orchestra musicians (3%), members of amateur theatre troupes (1%), and members of vocal ensembles (1%). The number of participants of folk music bands and ethnic minority talent groups is below 1% of all inhabitants. 1% of respondents gave a different answer (see Figure 1).

The types of art groups in **Estonia and Lithuania** are different from Latvia; however, in both the countries the majority of respondents have taken part in the Celebration as choir members (see Figure 2 and Figure 3).

Figure 1. The Capacity in Which Latvian Inhabitants Have Taken Part in the Celebration.

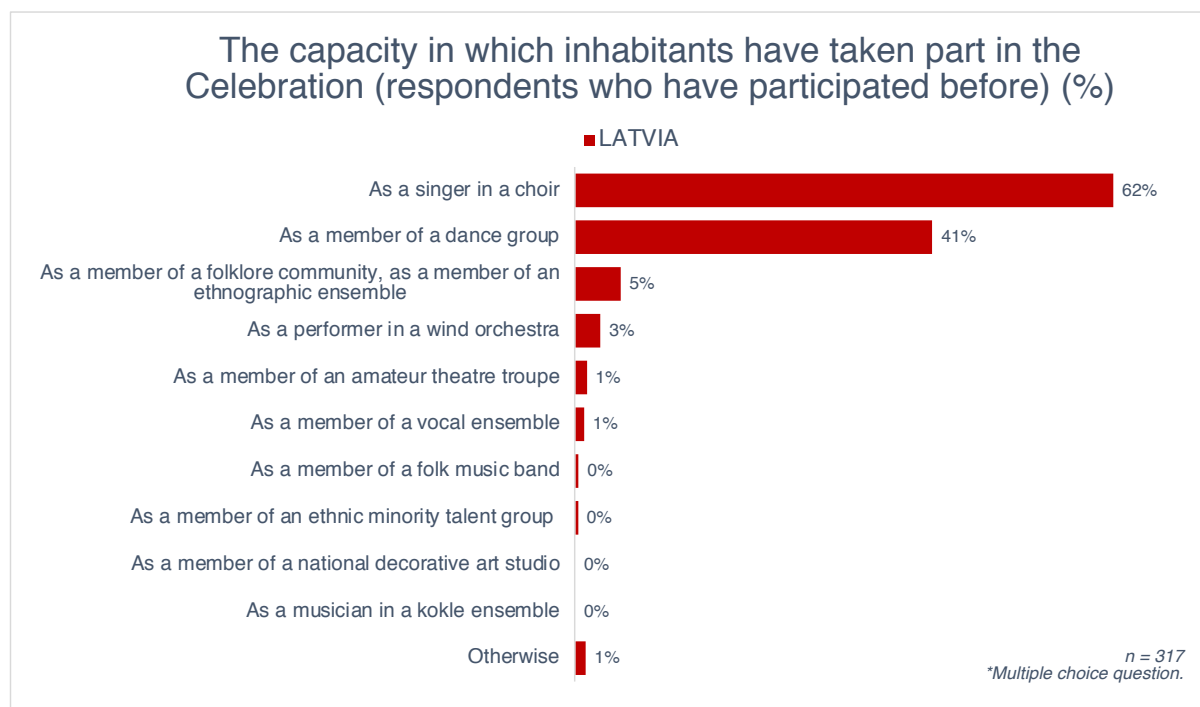


Figure 2. The Capacity in Which Estonian Inhabitants Have Taken Part in the Celebration.

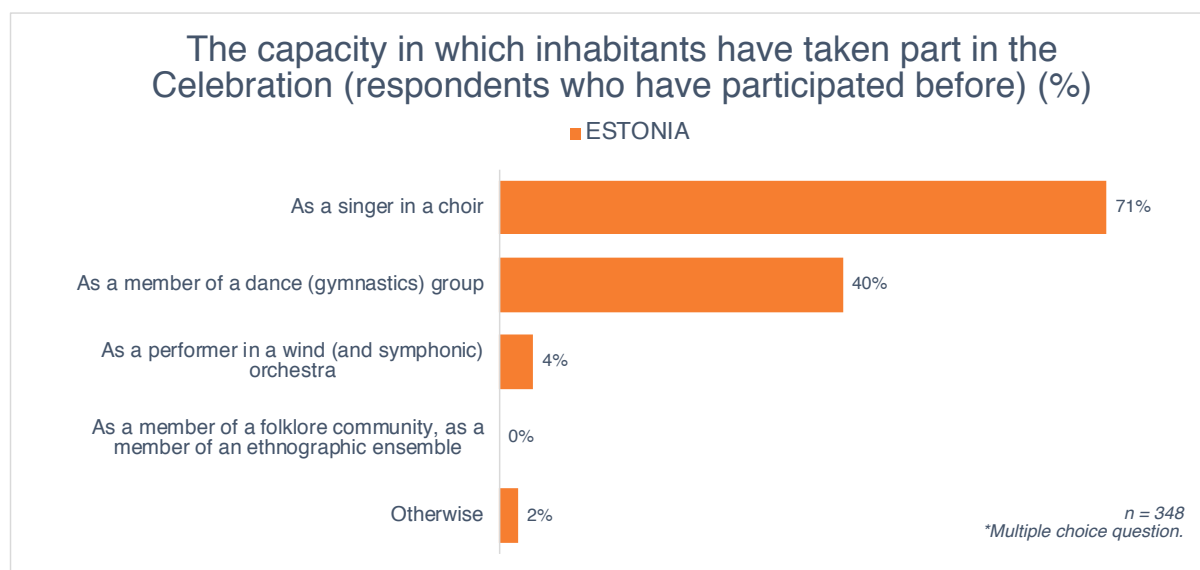
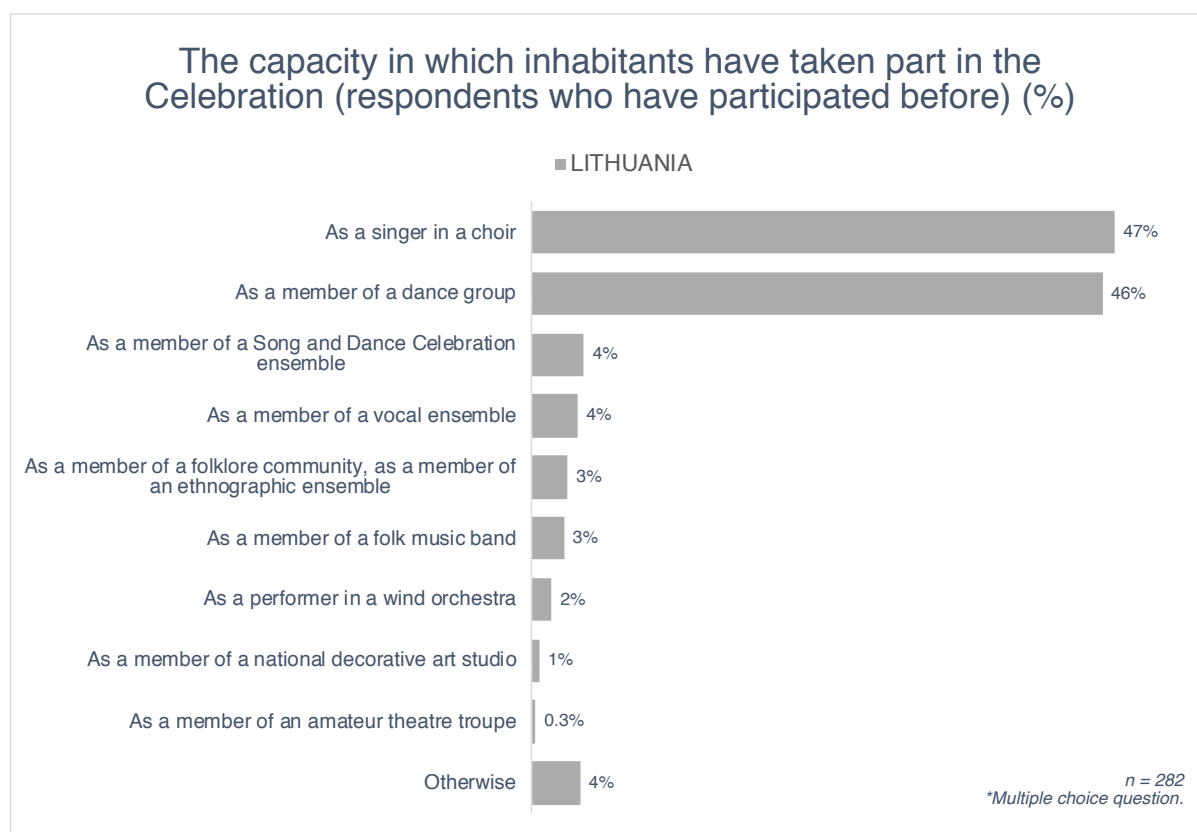


Figure 3. The Capacity in Which Lithuanian Inhabitants Have Taken Part in the Celebration.



The capacity in which inhabitants are planning to take part in the Celebration

By comparing the data on those inhabitants who have taken part in the Celebration with the data on those who are planning to do so, we conclude that slightly more **Latvian** inhabitants are planning to participate as choir members (42%) than as dance group members (39%) (see Figure 4). The types of art groups in **Estonia and Lithuania** are different; however, the majority of respondents are planning to participate as choir members (see Figures 5 and 6).

Figure 4. The Capacity in Which Latvian Inhabitants Are Planning to Participate in the Celebration.

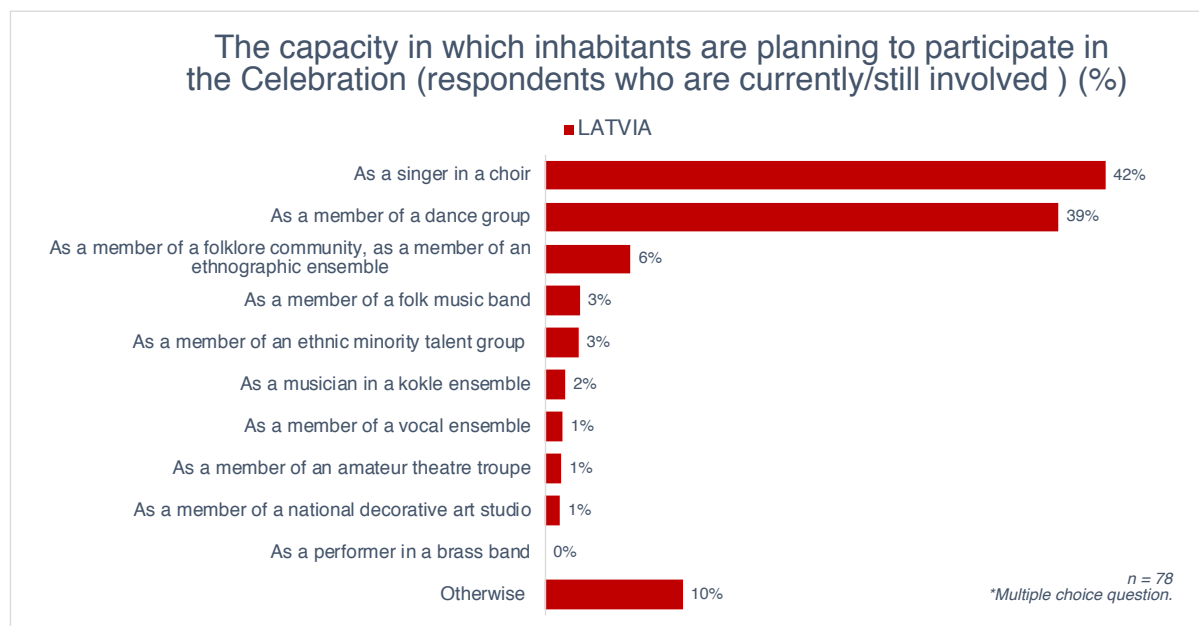


Figure 5. The Capacity in Which Estonian Inhabitants Are Planning to Participate in the Celebration.

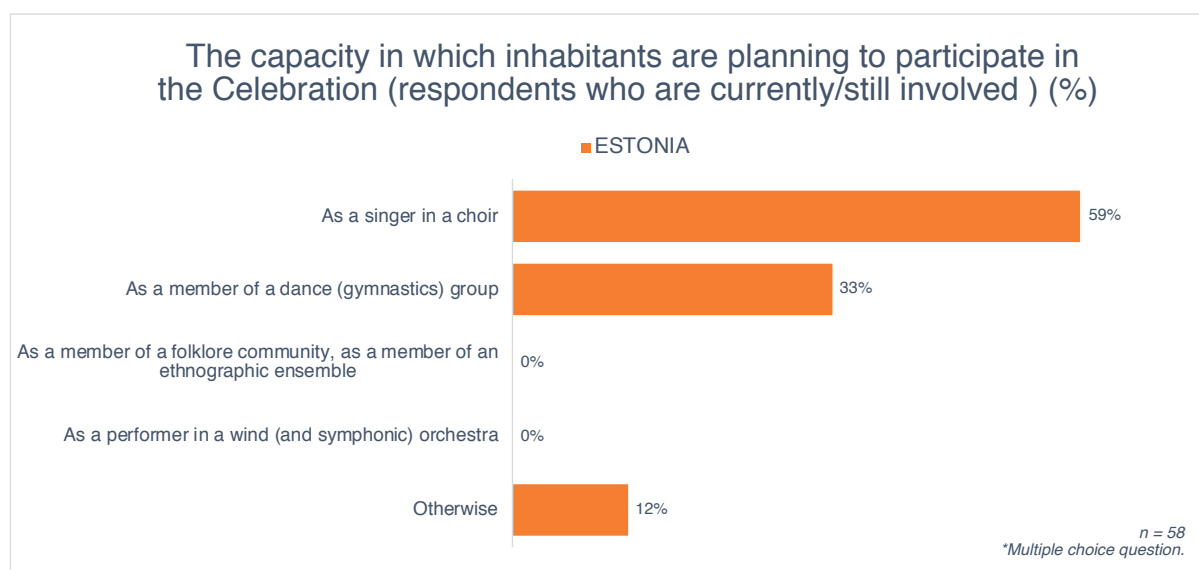
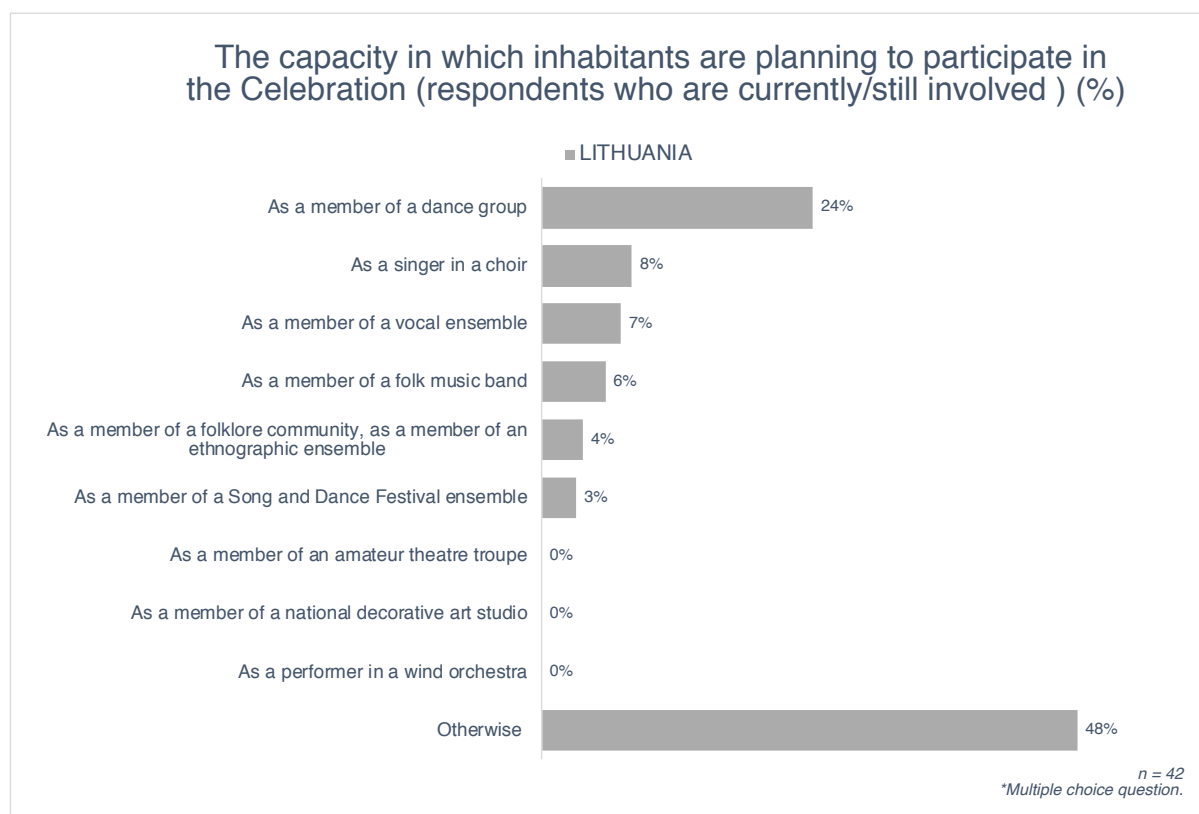


Figure 6. The Capacity in Which Lithuanian Inhabitants Are Planning to Participate in the Celebration.



Participation in the last Song and Dance Celebration

The survey has helped to establish how many former participants took part in the last Song and Dance Celebration.

14% of those **Latvian** inhabitants who had previously participated in the Celebration, i.e. 4% of all inhabitants, also took part in the Latvian Nationwide Song and Dance Celebration in 2013. 8% of former participants, i.e. 2% of all inhabitants, took part in the Youth Song and Dance Celebration in 2015. 5% of former participants, i.e. 1% of all inhabitants took part in both of the Celebrations mentioned above. Almost 3/4 of former participants, i.e. 73%, did not take part in either of the above Celebrations (see Figure 7).

20% of **Estonian** inhabitants who had previously participated in the Celebration, i.e. 6% of all inhabitants, took part in the Estonian Nationwide Song and Dance Celebration in 2014. 80% of former participants, i.e. 24% of all inhabitants, did not take part in it (see Figure 8).

8% of former **Lithuanian** participants of the Celebration, i.e. 2% of all inhabitants, took part in the Lithuanian Nationwide Song and Dance Celebration in 2014. 3% of former participants, i.e. 0.7% of all inhabitants, took part in the Youth Song and Dance Celebration in 2014. 5% of former participants, i.e. 1% of Lithuanian inhabitants, took

part in both of the above events. 83% of those inhabitants who indicated previous participation in the Celebration, i.e. 21% of all inhabitants did not participate in either of the events above (see Figure 9).

Figure 7. Participation in the Latvian Nationwide Song and Dance Celebration in 2013 or the Youth Song and Dance Celebration in 2015.

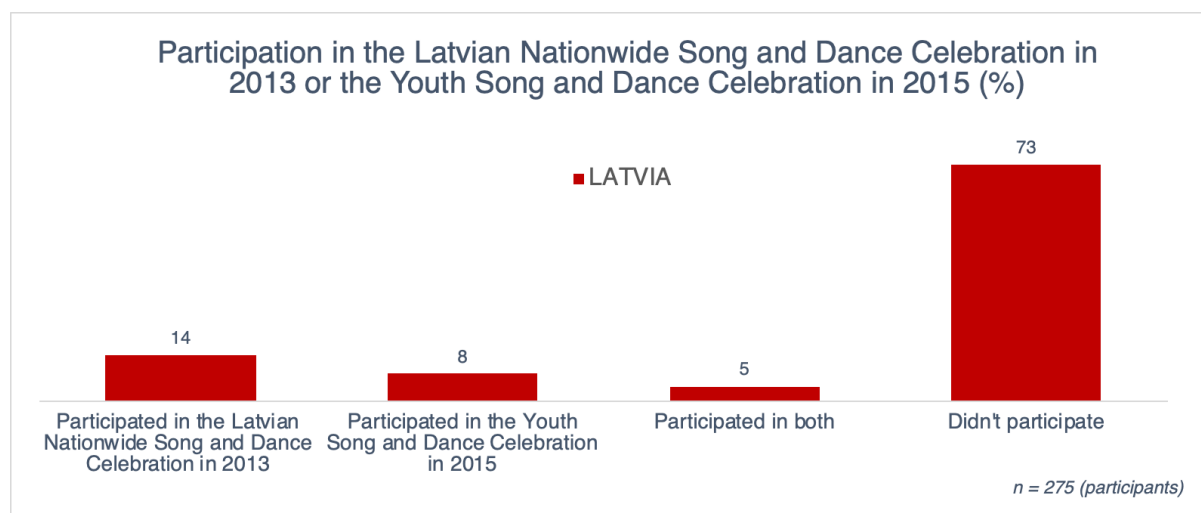


Figure 8. Participation in the Estonian Nationwide Song and Dance Celebration in 2014.

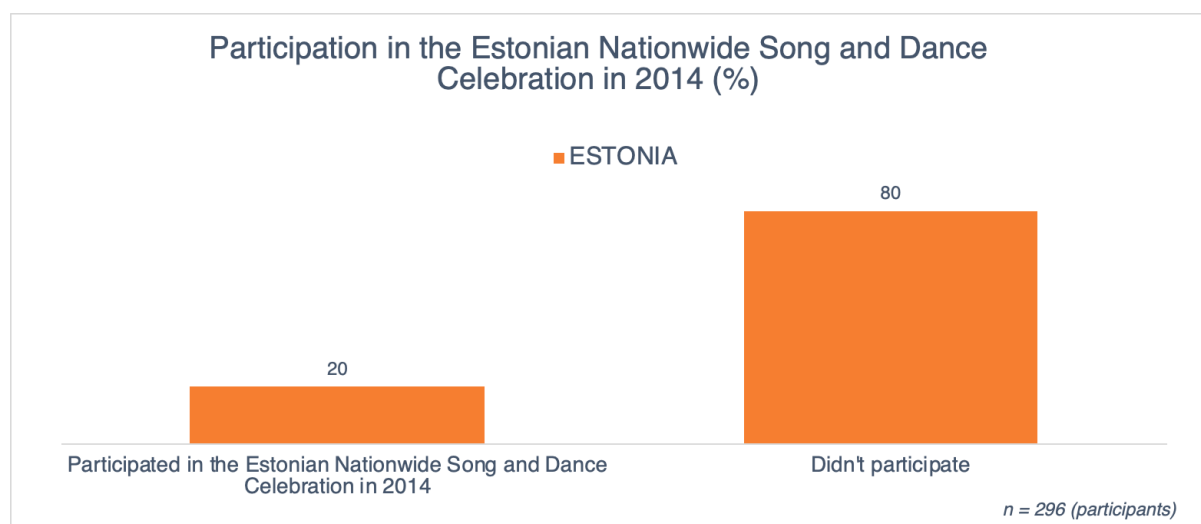
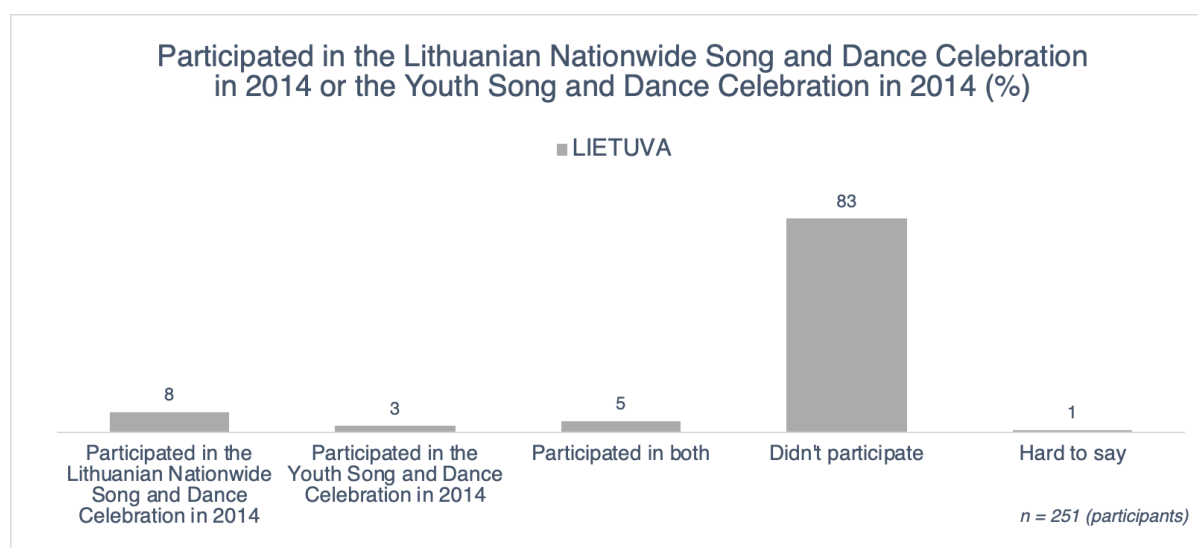


Figure 9. Participated in the Lithuanian Nationwide Song and Dance Celebration in 2014 or the Youth Song and Dance Celebration in 2014.



1.1.2. ORGANISERS

4% of Latvian respondents have taken part in the organisation of the Celebration, as well as 2% of respondents in Estonia and 4% of respondents in Lithuania. The majority of them are volunteers; the rest are representatives of local governments, organisers or artists (see Table 4).

Table 4. Inhabitants Involved in the Organisation of the Celebration.

INHABITANTS INVOLVED IN THE ORGANISATION OF THE CELEBRATION		LATVIA <i>n</i> = 38	ESTONIA <i>n</i> = 25	LITHUANIA <i>n</i> = 43
1	As a representative of a local authority (for example, as an employee of a culture department in a local authority, as an employee of any other local authority department/institution, as a director of a culture centre etc.)	8	4	6
2	As a volunteer	23	13	30
3	As a manager of the Celebration	3	1	0
4	As a member of the counselling board	0	1	0
5	As an artist (musician, composer, author of a visual concept and so on)	3	0	10
6	Otherwise	5	9	0

1.1.3. THE AUDIENCE

Events attended

The survey has helped to establish which events of the Song and Dance Celebration inhabitants have ever attended.

The majority of **Latvian** inhabitants, i.e. 34%, have attended the festive procession. Slightly fewer inhabitants, i.e. 31%, have attended the Closing Concert for choirs and

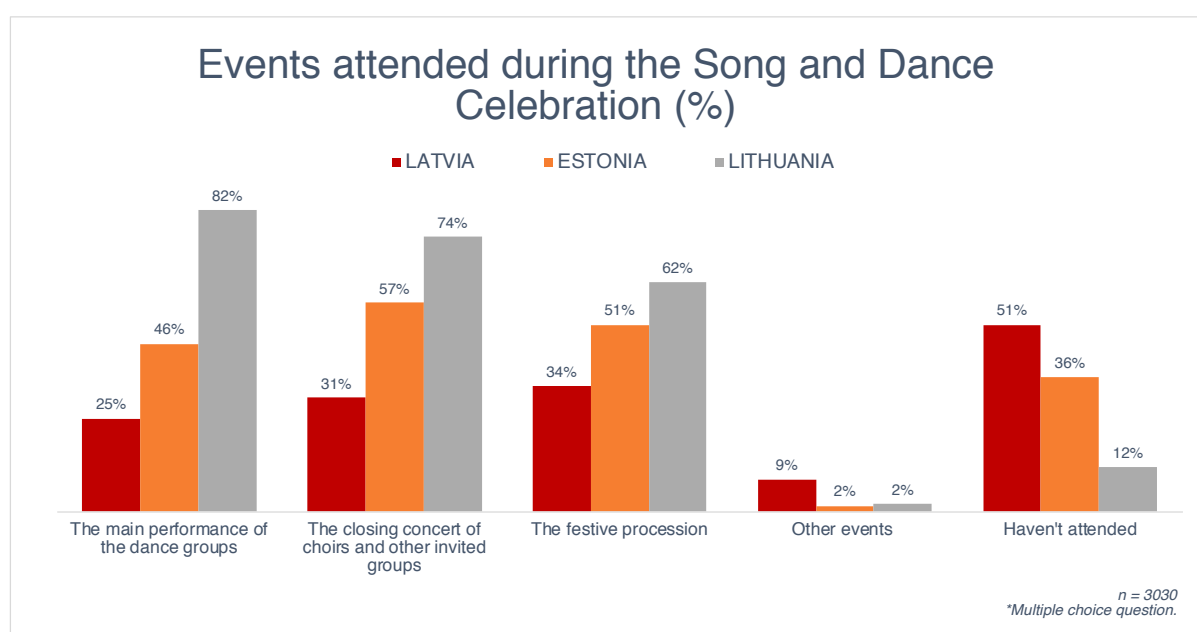
other invited art groups. 25% of inhabitants have attended the main dance group performance. 51% have not attended any events (see Figure 10).

Over one half of **Estonian** inhabitants, i.e. 57%, have attended the Closing Concert for choirs and other invited art groups. 51% of inhabitants have attended the procession, while 46% of inhabitants have attended the main dance group performance. 36% have not attended any events.

The majority of **Lithuanian** inhabitants, i.e. 82%, have attended the main dance group performance. 74% of inhabitants have attended the Closing Concert for choirs and other invited art groups. 62% of inhabitants have only attended the procession. Only 12% have not attended any events.

The data suggest that the experience of attendance substantially differs across the Baltic States. The most active audience is in Lithuania, whereas the least active – in Latvia.

Figure 10. Events Attended During the Song and Dance Celebration.



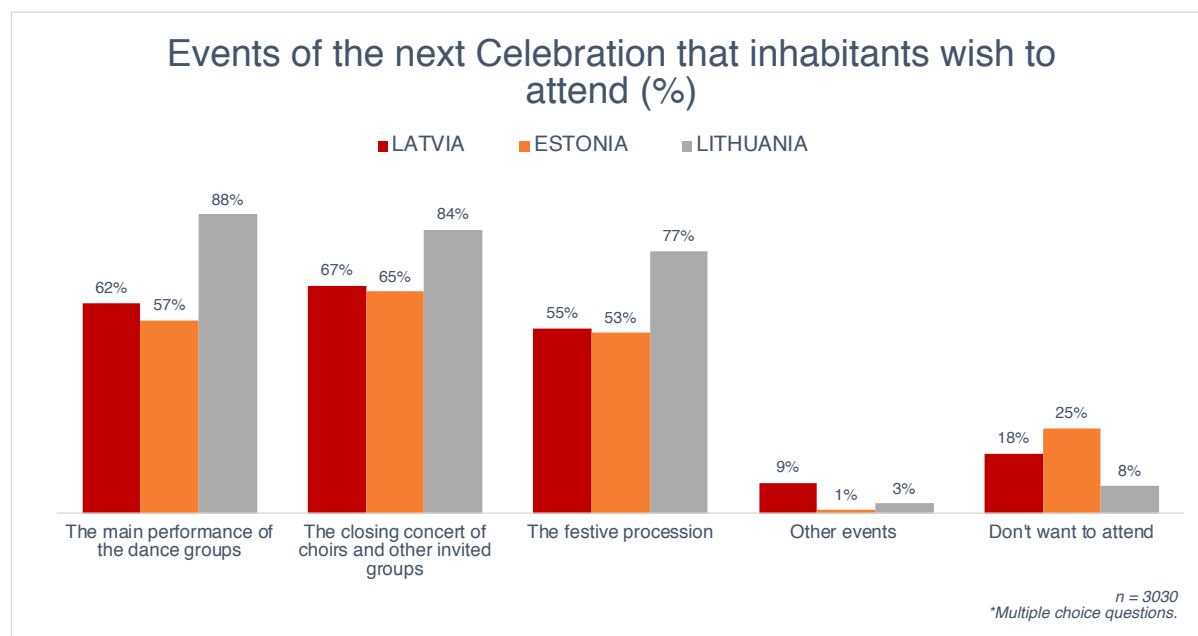
Events that inhabitants wish to attend

In turn, inhabitants of all the three Baltic States wish to attend the upcoming Song and Dance Celebration more actively than it has happened previously.

Most of all, **Latvian** inhabitants would like to attend the Closing Concert (67%) and the dance group performance (62%). In addition, over one half of respondents expressed a wish to attend the festive procession (55%). 9% would like to attend another additional event. 18% of respondents do not want to attend any events (see Figure 11).

Estonian inhabitants would also very much like to attend the Closing Concert (65%), whereas the dance group performance remains the most popular event in Lithuania (88%). 1/4 of Estonian inhabitants, i.e. 25%, do not want to attend any events.

Figure 11. Events of the Next Celebration that Inhabitants Wish to Attend.

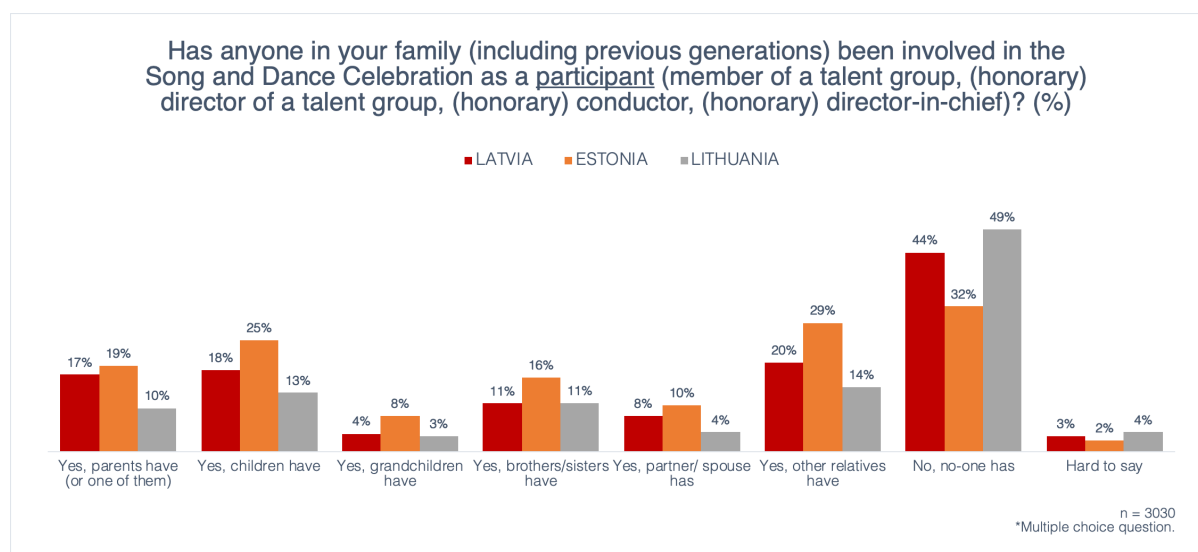


1.2. Family Involvement in the Song and Dance Celebration

The survey has helped to establish if inhabitants' family members have ever been involved in the Song and Dance Celebration (as participants, art group directors, chief directors etc.).

17% of **Latvian** inhabitants indicate their parents as former participants, 18% indicate their children, 4% – their grandchildren, 11% - their brothers/sisters, 8% - their partner/spouse, 20% indicate other relatives. Slightly less than half of inhabitants, i.e. 44%, report no family members as former participants of the Celebration. 3% of respondents found it hard to answer the question (see Figure 12).

The highest involvement of family members in the Celebration is observed in Estonia – only 1/3, i.e. 32%, of inhabitants report no family members as former participants of the Celebration.

Figure 12. Participation of Families in the Song and Dance Celebration.

1.3. Participation in Interest-based Education Groups, Creative and Amateur Art Groups

The survey has helped to establish if Latvian, Estonian and Lithuanian inhabitants have ever been involved in various interest-based education groups, creative or amateur art groups outside the school curriculum. The following 7 activities have been provided as options to choose from: 1) dance (folk dances, contemporary dances, sport dances etc.); 2) singing (in a choir, in a band, in pop groups and other kinds of singing); 3) playing musical instruments; 4) amateur theatre; 5) visual art workshops; 6) crafts, handicraft; 7) sports (team sports or sporting activities together with other athletes that involve the presence of a coach or instructor). Of the above-mentioned activities, visual art workshops and sports are not related to involvement in the Song and Dance Celebration, whereas the other activities fully or partially bear such a relation.

Respondents had to indicate if and in which period of their life they engaged in these activities – before and during attendance of school; in different periods of life, but not anymore; in different periods of life as well as currently; throughout the whole life as well as currently; currently participating (having started recently); never.

Latvian inhabitants have been involved in sports most of all (62%). 54% have at some point been involved in dance, 43% – in singing, 34% – in crafts and handicraft, 24% – in amateur theatre. 24% have played a musical instrument; 22% have attended visual art workshops.

Analysis of the data permits to establish a correlation between involvement in the tradition of the Song and Dance Celebration and participation in interest-based

education groups, creative and amateur art groups. Only the data provided by Latvian respondents are viewed within the framework of this correlation. The data suggest that those inhabitants who have been involved in these activities before or at the time when they attended school, as well as in different periods of life, are more actively involved in the tradition of the Song and Dance Celebration. In turn, those who have not participated in various activities in their schooling years or later, are less involved in the tradition.

Table 5. Inhabitants' Participation in Interest-based Education Groups, Creative and Amateur Art Groups Outside the School Curriculum.

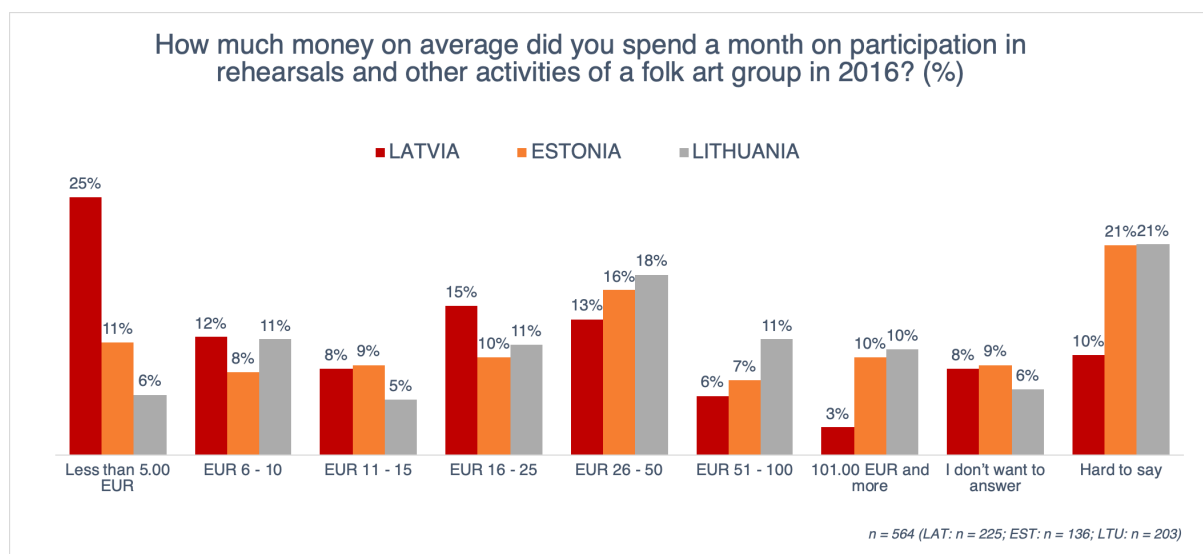
Have you ever (in your lifetime) attended classes in an interest-related education club, association or amateur-talent group? (%)		Dance (folk dances, contemporary dances, sport dances etc)			Singing (in a choir, in a band, in pop groups and other kinds of singing)			Playing musical instruments			Amateur theatre		
		LAT	EST	LTU	LAT	EST	LTU	LAT	EST	LTU	LAT	EST	LTU
1	I participated only at school and before school	26	35	36	25	39	37	9	21	16	13	24	15
2	I participated in different periods of life, I am not participating anymore	22	18	12	14	14	10	8	7	4	9	7	5
3	I participated in different periods of life, and I am participating now	3	3	1	3	3	1	3	4	1	1	2	0
4	I have participated all my life , and I am participating now	2	3	2	2	2	2	2	3	2	1	1	1
5	I am participating now, but I have started recently	1	1	0	0	1	0	0	1	0	75	0	0
6	I have never done that	46	40	49	57	41	49	76	63	77	0	64	78
7	Hard to say	0	1	0	0	1	0	0	2	1	100	3	1
	Together	100	100	100	100	100	100	100	100	100	100	100	100
Have you ever (in your lifetime) attended classes in an interest-related education club, association or amateur-talent group? (%)		Visual art workshops			Crafts, handicraft			Sports (team sports or sporting activities together with other athletes that involve the presence of a coach or instructor)					
		LAT	EST	LTU	LAT	EST	LTU	LAT		EST		LTU	
1	I participated only at school and before school	14	12	7	14	19	15	18		29		33	
2	I participated in different periods of life, I am not participating anymore	5	6	2	9	11	5	26		25		14	
3	I participated in different periods of life, and I am participating now	2	3	0	7	8	2	10		10		4	
4	I have participated all my life , and I am participating now	1	2	1	3	6	2	7		9		7	
5	I am participating now, but I have started recently	0	1	0	1	2	0	1		1		1	
6	I have never done that	77	72	89	66	52	75	38		25		41	
7	Hard to say	1	3	1	1	3	1	1		2		1	
	Together	100	100	100	100	100	100	100		100		100	

1.4. Expenses Related to Participation in Art Groups

The survey has helped to establish the average monthly expenses of current participants of art groups in 2016. These expenses can be broken down into 7 categories.

1/4, i.e. 25%, of **Latvian** art group participants indicated expenses up to 5 EUR; 12% – 6-10 EUR; 8% – 11-15 EUR; 15% – 16-25 EUR. Only 6% spent 51-100 EUR, and 2% – over 100 EUR. 10% of respondents found the question hard to answer (see Figure 13).

Figure 13. Average Monthly Expenses Related to Participation in an Art Group.



1.5. Obstacles to Involvement in the Tradition of the Song and Dance Celebration

1.5.1. PARTICIPANTS' CASE

Willingness to take part in the Celebration

Those Baltic inhabitants who had never participated in the Celebration were asked if in general they would like to get involved in the Celebration movement as participants some day (see Figure 14).

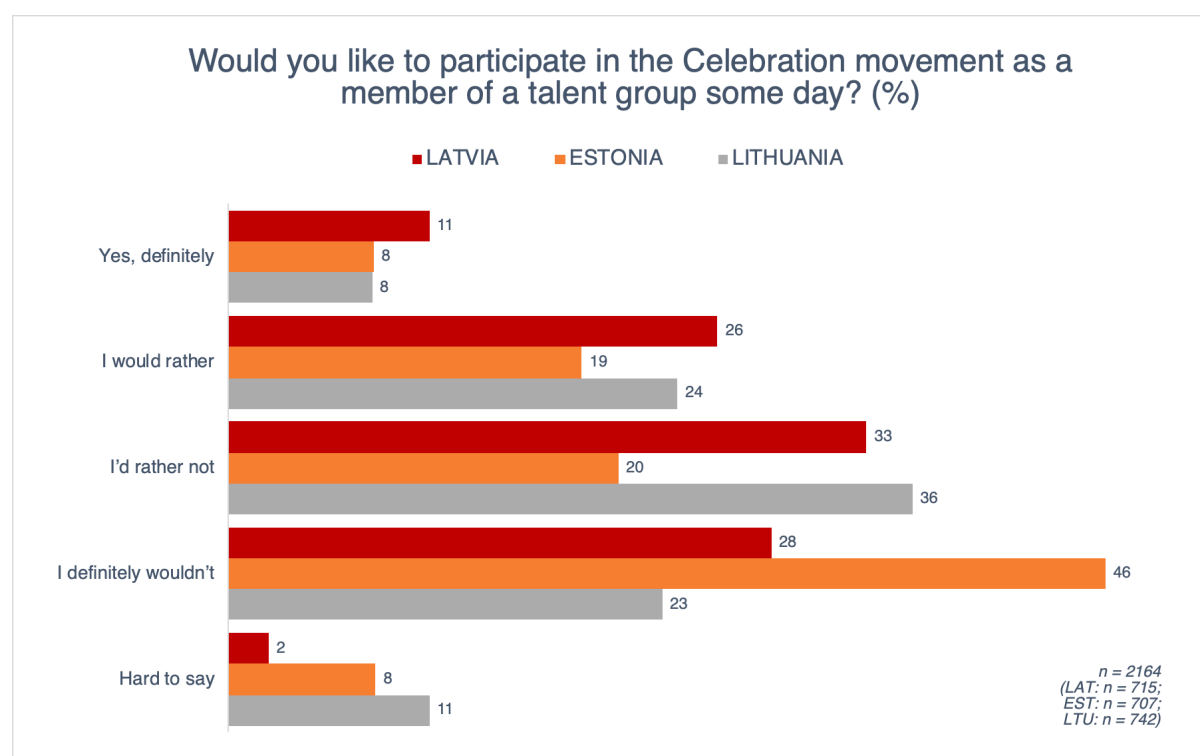
37% of **Latvian** inhabitants answered affirmatively; 61% – negatively; 2% found it hard to give an answer.

27% of **Estonian** inhabitants expressed willingness to participate; 66% expressed unwillingness; 8% found it hard to answer the question. Estonian inhabitants have proved to be the most unfavourable regarding participation in the Celebration, as 46% of respondents expressed strong unwillingness to get involved in the Celebration as participants.

32% of **Lithuanian** inhabitants answered the question affirmatively; in turn, 59% – negatively; 11% found it hard to answer.

One may conclude that of those Baltic inhabitants who have never been involved in the Celebration as participants, it is the Latvian inhabitants' willingness to do so that is the most pronounced, whereas the least pronounced is that of Estonian inhabitants.

Figure 14. *Inhabitants' Willingness to Participate in the Celebration.*



Obstacles to participation in the Celebration

Those inhabitants who had never participated in the Celebration and those former participants who were not going to take part in the next Celebration were asked about the main obstacles to their involvement as participants (see Figure 15).

Latvian inhabitants indicate the following main obstacles: lack of free time (24%), lack of the time required to participate in the regular rehearsals of art groups (18%) and the lack of interest in cultural and artistic activities of this kind (13%). In addition, Latvian respondents indicate the lack of interest in folk art and amateur art (10%), the absence of appropriate skills (7%) and express dislike of group activities (7%).

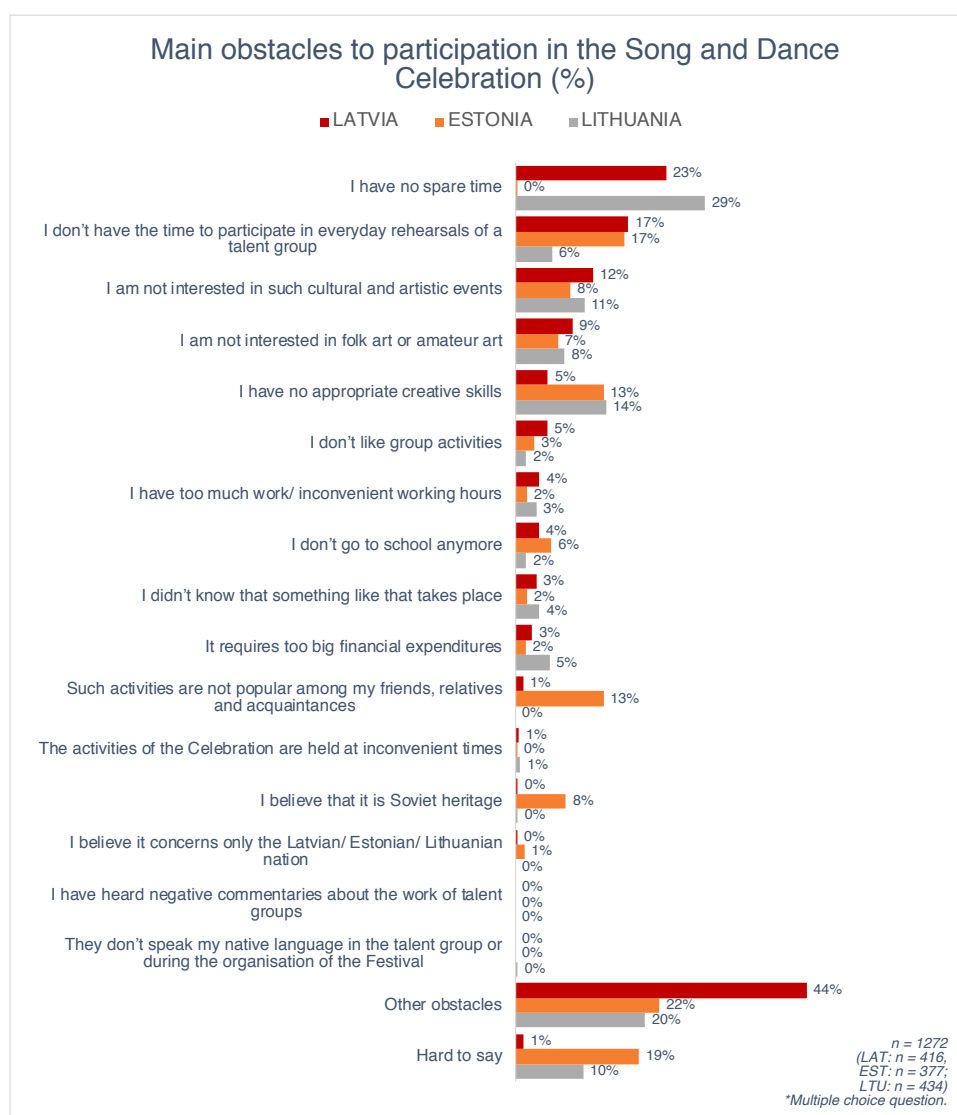
5% believe that the main obstacle is too big a workload; 4% suggest that it only refers to those who go to school; 3% indicate that it requires too big expenses; 2% mention that such activities are not popular among their friends/ acquaintances/ relatives. 1% believe that the activities of the Celebration are held at inconvenient times. None of the respondents believe that the Celebration is Soviet heritage, or that it is only

relevant to the Latvian nation, or that communication in Latvian in art groups and in the organisation process of the Celebration is an obstacle. Nor do they report hearing any criticisms of the Celebration.

The main obstacles indicated in **Estonia** are as follows: lack of the time required to participate in the regular rehearsals of art groups (17%), absence of appropriate skills (13%) and the fact that such activities are not popular among their friends/ acquaintances/ relatives (13%). It is interesting that unlike Latvian and Lithuanian inhabitants, 8% of Estonian inhabitants believe that the Celebration is Soviet heritage. In addition, unlike it is with Latvian and Lithuanian respondents, the lack of free time is no excuse from participation to Estonian inhabitants (0%).

The main obstacles indicated in **Lithuania** are the lack of free time (29%), absence of appropriate skills (14%) and the lack of interest in cultural or artistic activities of this kind (11%).

Figure 15. Main Obstacles to Participation in the Song and Dance Celebration.



1.5.2. AUDIENCE MEMBERS' CASE

Compared to the obstacles to involvement in the Celebration as participants, the reasons for not attending the Song and Dance Celebration in person are more alike across the Baltic States. The question was addressed to all respondents. In all the three states, the main reason is the lack of free time (in Latvia – 33%, in Estonia – 34%, in Lithuania – 28%) (see Figure 16).

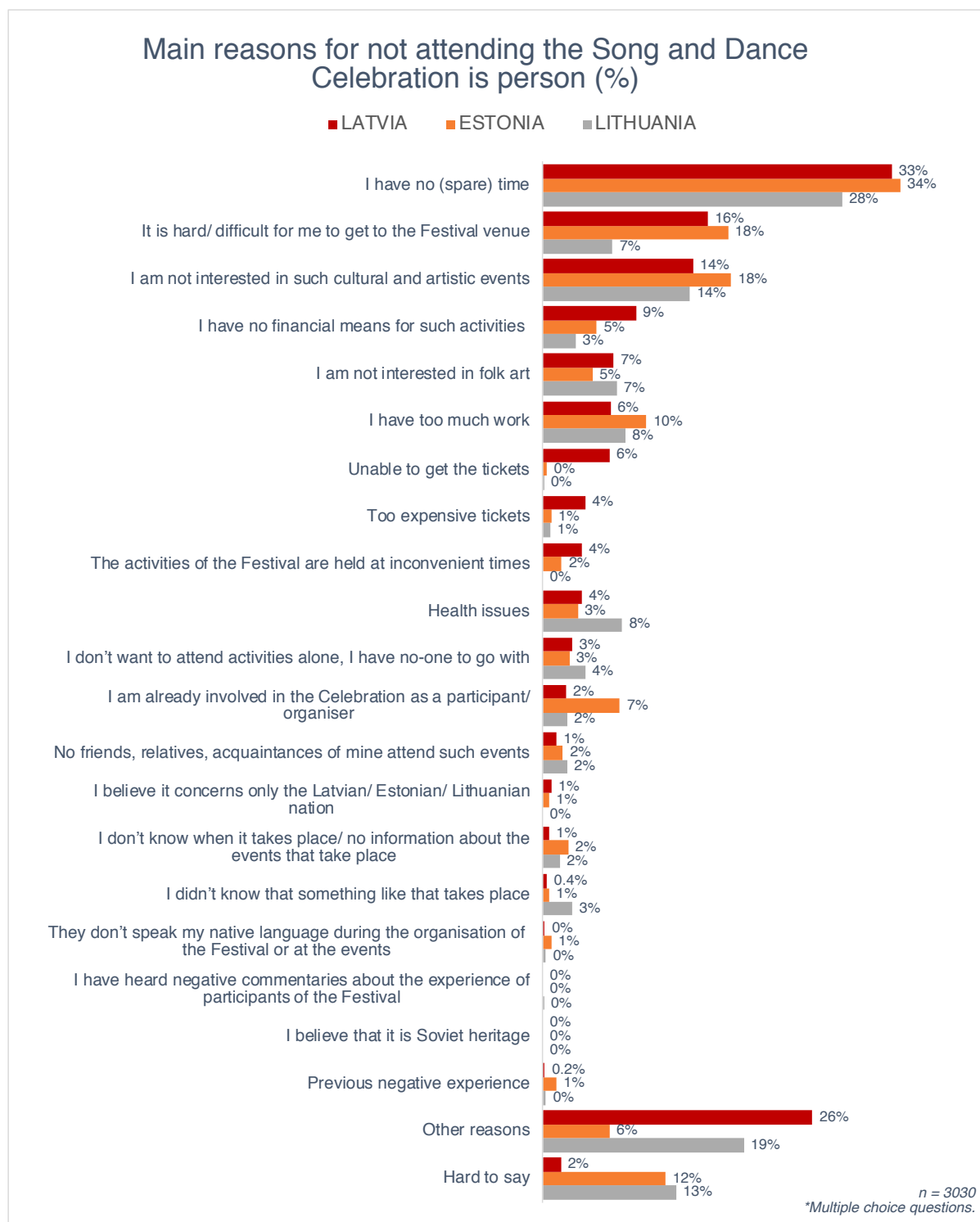
The other reasons for not attending the Celebration in **Latvia** are as follows: difficulties with getting to the Celebration venue (20%), lack of interest in such cultural and artistic events (16%), lack of financial means for such activities (9%). 7% are not interested in folk art in general. The same number of respondents indicate too big a workload. 7% of Latvian inhabitants indicate inability to get the tickets to the events of the Celebration, whereas no Estonian or Lithuanian respondents indicate this obstacle. 4% believe that the tickets to the events are too expensive. 4% suggest that the events of the Celebration take place at inconvenient times. 4% report health issues as an obstacle. 3% indicate that they have no-one to attend the events with. 3% are otherwise engaged in the Celebration, which is why they cannot attend. 1% do not attend because none of their friends, relatives or acquaintances does so. 1% believe that it only concerns the Latvian nation. 1% have no information about the dates of the Celebration events. Less than 1% report having no general knowledge of the Celebration taking place. None of the respondents indicate speaking only Latvian at the Celebration as an obstacle, nor do they report hearing any negative feedback about it.

18% of Latvian respondents indicate other reasons, of which the most popular are the dislike of crowds of people (22 respondents), the convenience of watching the Celebration on TV at home (9), unwillingness or dislike (8), unwillingness or inability to leave home for some reason (6), other priorities (5), laziness (4) and other reasons.

Similarly, in **Estonia** the other reasons for not attending are difficulties with getting to the Celebration venue (18%), the lack of interest in such cultural and artistic events (18%) and overwhelming workload (10%).

Similarly, the other reasons for not attending the events in person in **Lithuania** are the lack of interest in such cultural and artistic events (14%), overwhelming workload (8%) and health issues (8%).

Figure 16. The Main Reasons for not Attending the Song and Dance Celebration is person.



2. OPINIONS REGARDING THE SONG AND DANCE CELEBRATION, ITS IMPACT AND ORGANISATION

The survey has helped to identify the inhabitants' opinions regarding the Song and Dance Celebration, its impact and organisation in general. Section 2.1 analyses the inhabitants' opportunities and willingness to be involved in the Celebration, while section 2.2 discusses the respondents' views on the benefits of participation.

In order to establish how the inhabitants perceives the tradition of the Song and Dance Celebration and what role it plays in society in general, section 2.3 analyses the inhabitants' associations and evaluation of various statements concerning the Celebration. In addition, this chapter analyses the preferred repertoire in Latvia (see Section 2.4) and how Latvian inhabitants see the future and development of the Celebration (see Section 2.5).

2.1. Inhabitants' Opportunities and Willingness to Be Involved

2.1.1. INVOLVEMENT OPPORTUNITIES

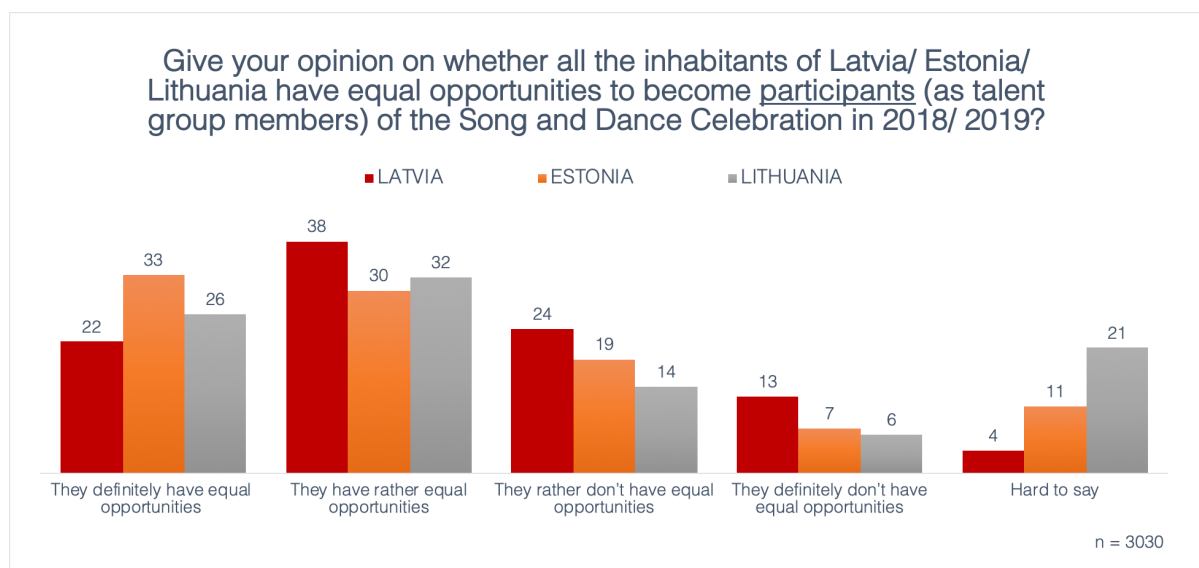
The data of the survey helped to establish if every state's inhabitants believe that they have equal opportunities to become participants of the Song and Dance Celebration. The question was addressed to all the respondents (see Figure 17).

In **Latvia**, 60% of inhabitants think that everyone has equal opportunities to become a participant (22% were definite about their answer; 38% believed that everyone has rather equal opportunities). 36%, however, answered negatively (24% chose the option of rather unequal opportunities; 13% were certain of inequality). 4% found it hard to answer the question.

In **Estonia**, 63% of inhabitants think that everyone has equal opportunities to become a participant. Estonian respondents are slightly more certain of this than Latvian respondents, as 33% chose the option of definitely equal opportunities, and 30% - the option of rather equal opportunities. In addition, fewer inhabitants, i.e. 26%, believe that not everyone has equal opportunities to become a participant (19% suggest that inhabitants rather do not have equal opportunities; 7% are certain of inequality). A fairly big part of respondents, i.e. 11%, found it hard answer the question.

Compared to the other two states, slightly fewer inhabitants, i.e. 58%, believe that everyone has equal opportunities to become a participant in **Lithuania** (26% are certain of equal opportunities; 32% suggest that inhabitants have rather equal opportunities). Fewer Lithuanian respondents, i.e. 20%, indicate not having equal opportunities (14% indicate rather not having equal opportunities; 6% are certain of inequality). A big part of respondents, i.e. 21%, found it hard to answer the question.

Figure 17. Latvian Inhabitants' Opportunities to Become Participants of the Song and Dance Celebration in 2018.



2.1.2. OBSTACLES TO PARTICIPATION IN THE NEXT CELEBRATION

Those who believed that not everyone has equal opportunities to become a participant were asked to indicate the obstacles to participation in the next Song and Dance Celebration (in Latvia – in 2018; in the other countries – in the year of the next Celebration) encountered by those who wish to take part (see Figure 18).

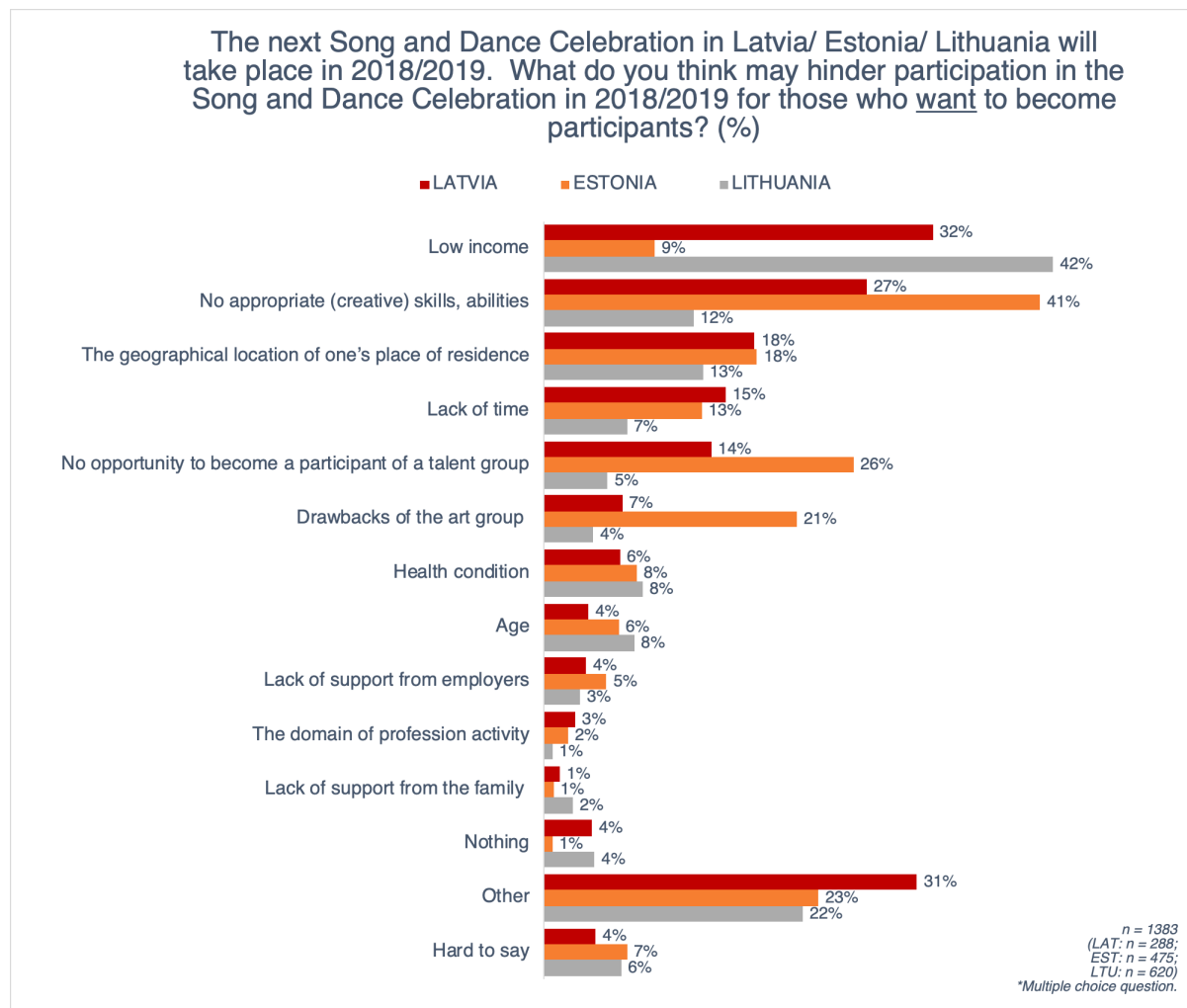
The most selected obstacles indicated by **Latvian** inhabitants are as follows: low income (33%), absence of appropriate skills and abilities (28%) and the geographical location of one's place of residence (18%). In addition, the other important factors are the lack of time (15%) and no opportunity to become a member of an art group (14%). The factors mentioned less frequently are the drawbacks of an art group or problems in the group (7%), health condition (6%), age (4%), lack of support from employers (4%), specific features of one's professional activity, such as the seasonal character of one's job (3%) and the lack of support from the family (1%). 4% indicate that nothing is in the way to become a participant. 28% give a different answer.

The biggest obstacles indicated by **Estonian** respondents are the absence of appropriate skills and abilities (41%), no opportunity to become a member of an art group (26%) and the drawbacks of the present art groups (21%). 18% indicate the geographical location of their place of residence as an obstacle. 1% believe that there are no obstacles.

The main obstacles chosen indicated in **Lithuania** are as follows: low income (42%), the geographical location of one's place of residence (18%) and the absence of

appropriate skills and abilities (12%). 4% believe that there are no obstacles to participation.

Figure 18. What Hinders Participation in the Next Song and Dance Celebration for Those Who Want to Become Participants.



2.2. The Benefits of Participation in the Song and Dance Celebration

Respondents were asked to indicate the main benefits gained from participation in the Song and Dance Celebration regardless of their previous involvement or non-involvement in it (see Figure 19).

Latvian inhabitants indicate that the main benefits are as follows:

- 1) An enhanced sense of unity with the Latvian nation (43%);
- 2) Deep emotions that are not caused by anything else (40%);
- 3) An enhanced sense of national belonging, belonging to the Latvian/ Estonian/ Lithuanian state (26%);

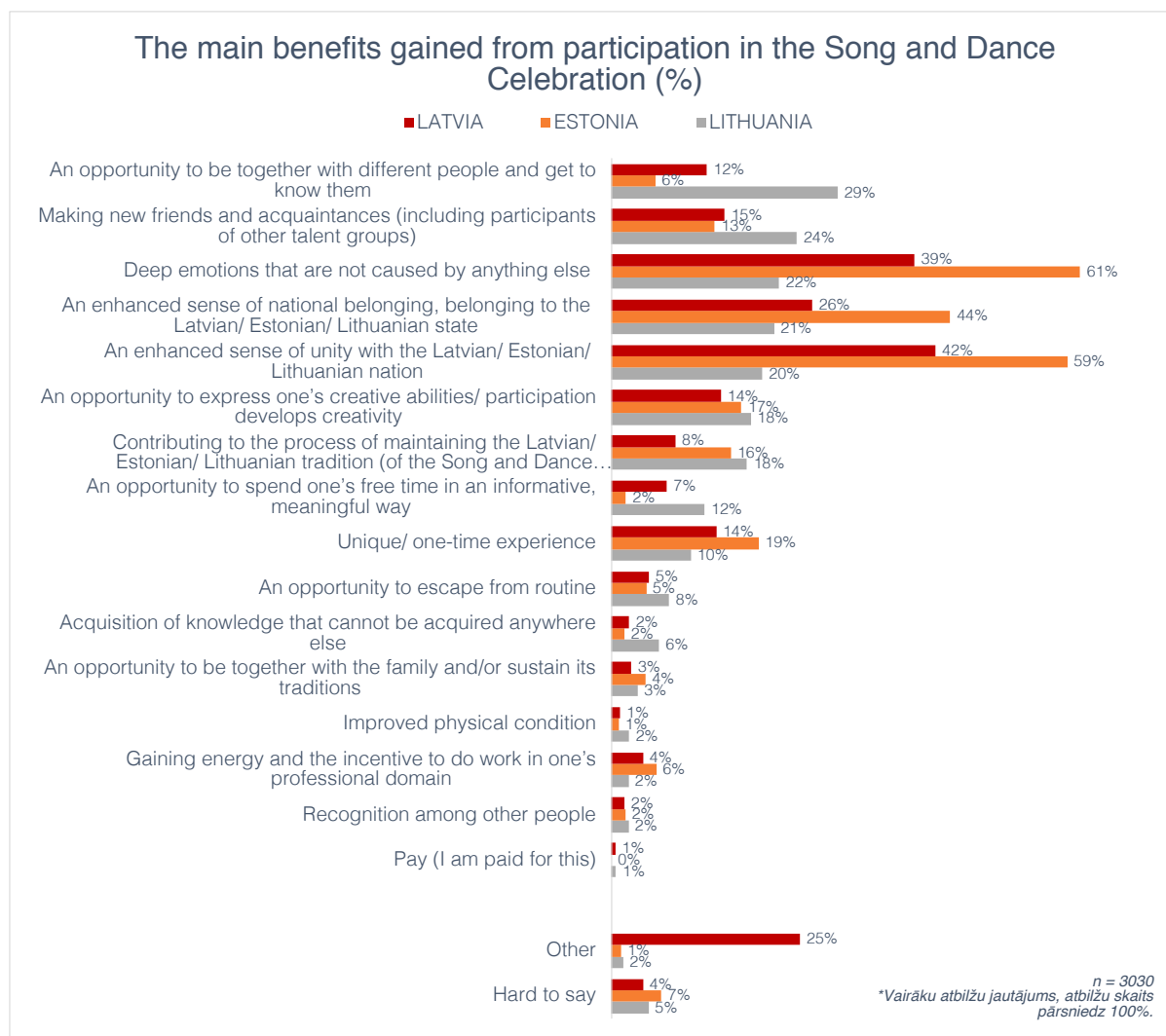
- 4) Making new friends and acquaintances (including participants of other talent groups) (15%);
- 5) Unique/ one-time experience (14%), An opportunity to express one's creative abilities/ participation develops creativity (14%).

Estonian inhabitants indicate that the main benefits are as follows:

- 1) Deep emotions that are not caused by anything else (61%);
- 2) An enhanced sense of unity with the Estonian nation (59%);
- 3) An enhanced sense of national belonging, belonging to the Estonian state (44%);
- 4) Unique/ one-time experience (19%);
- 5) An opportunity to express one's creative abilities/ participation develops creativity (17%).

Lithuanian inhabitants indicate that the main benefits are as follows:

- 1) An opportunity to be together with different people and get to know them (29%);
- 2) Making new friends and acquaintances (including participants of other talent groups) (24%);
- 3) Deep emotions that are not caused by anything else (22%);
- 4) An enhanced sense of national belonging, belonging to the Lithuanian state (21%);
- 5) An enhanced sense of unity with the Lithuanian nation (20%).

Figure 19. The Main Benefits Gained from Participation in the Song and Dance Celebration.

2.3. Opinions on the Song and Dance Celebration

In order to evaluate the importance of the Song and Dance Celebration to inhabitants personally, respondents were requested to establish the value of 4 statements on a scale of 1-5, where 5 means complete agreement with the statement, whereas 1 means total disagreement (see Figure 20).

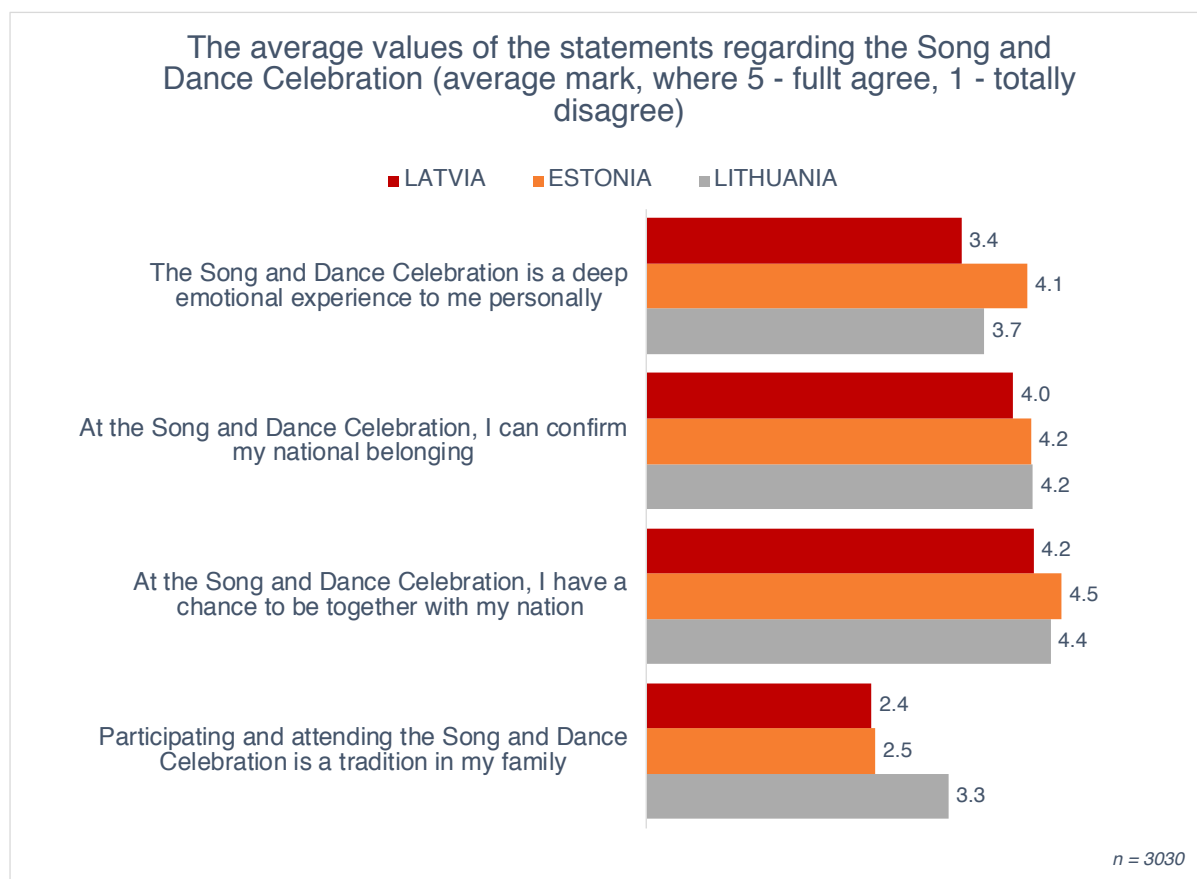
The most highly valued statement about the Celebration in all the three states is *At the Song and Dance Celebration, I have a chance to be together with my nation* (4.2 points in Latvia; 4.5 points in Estonia; 4.4 points in Lithuania). The statement *At the Song and Dance Festival, I can confirm my national belonging* is of comparatively high value in all the countries (4 points in Latvia, 4.2 points in Estonia and Lithuania). Both the statements indicate that the Song and Dance Celebration plays an important role on the national level.

The average value of the statement *The Song and Dance Celebration is a deep emotional experience to me personally* is lower in Latvia (3.4 points). In Lithuania, it

also has less value than the other statements (3.7 points); however, it is of fairly high value in Estonia – 4.1 points.

The statement *Participating in and/or attending the Song and Dance Celebration is a tradition in my family* has the lowest value – 2.4 points in Latvia, 2.5 points in Estonia and 3.3 points in Lithuania

Figure 20. The Average Values of the Statements Regarding the Song and Dance Celebration.



The statements about the Song and Dance Celebration allowed us to identify the attitudes and opinions of inhabitants. Figure 21 shows their average values on a scale of 1-5.

Latvian inhabitants believe that *the programme of the Celebration has to attract a big audience comprised of the state's inhabitants* (4.6 points), that *the Song and Dance Celebration is an important sign of international recognition of the state* (4.5 points) and that *the Song and Dance Celebration unites families* (4.2 points).

The following statements are of the highest value to **Estonian** respondents: *The Celebration has to attract a big audience comprised of the state's inhabitants* (4.4 points), *The Song and Dance Celebration is an important sign of international recognition of the state* (4.3 points) and *The Song and Dance Celebration unites families* (4.1 points).

The following statements are of the highest value to **Lithuanian** respondents: *The Song and Dance Celebration is a good opportunity to have fun together with your friends* (4.6 points), *The Celebration has to attract a big audience comprised of the state's inhabitants* (4.4 points) and *The Song and Dance Celebration is an important sign of international recognition of the state* (4.3 points).

Figure 21. The Average Values of the Statements Regarding the Song and Dance Celebration 2.



2.4. The Future and Development of the Celebration

2.4.1. DISTRIBUTION OF ROLES

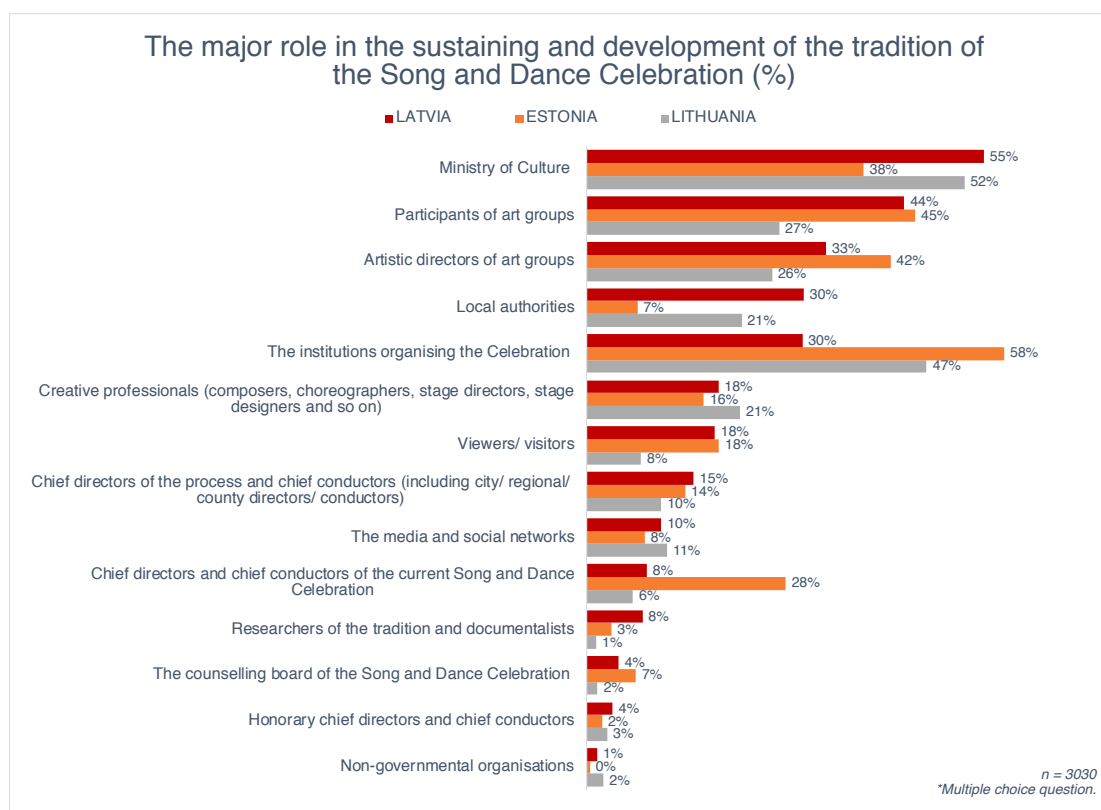
The collected data permit to analyse the views of inhabitants on what plays the major role in the sustaining and development of the tradition of the Song and Dance Celebration (see Figure 22).

Latvian inhabitants attribute the major role in the sustaining and development of the Celebration to the Ministry of Culture (55%), art group participants (44%) and art group directors (33%). A big part of respondents also attribute an important role to local governments (30%) and the organising institution, i.e. the Latvian National Centre for Culture (30%).

Estonian inhabitants attribute the major role to the organising institution (58%), art group participants (45%) and art group directors (42%). The role of the Ministry of Culture is seen as important in 38% of cases; that of chief directors and chief conductors – in 28% of cases.

Lithuanian inhabitants attribute the main role to the Ministry of Culture (52%) and the organising institution (47%). The roles of art group participants and art group directors are seen as slightly less important – 27% and 26% respectively.

Figure 22. *The Major Role in the Sustaining and Development of the Tradition of the Song and Dance Celebration.*



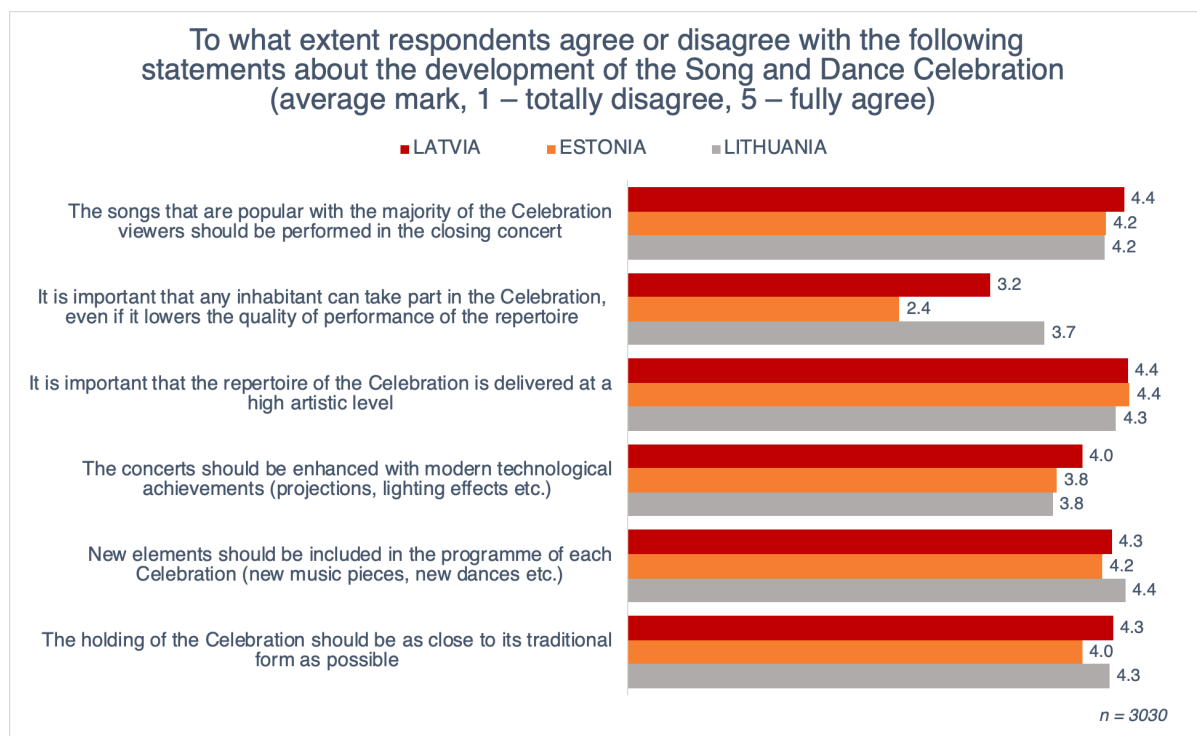
2.4.2. THE FUTURE OF THE CELEBRATION

Baltic inhabitants were offered to consider various statements on how they see the development of the Song and Dance Celebration. Respondents had to evaluate these statements on a scale of 1-5 (see Figure 23).

Latvian inhabitants see the following statements as important: *The songs that are popular with the majority of the Celebration viewers should be performed in the closing concert* (4.4 points), *It is important that the repertoire of the Celebration is delivered at a high artistic level* (4.4 points), *New elements should be included in the programme of each Celebration* (4.3 points) and *The holding of the Celebration should be as close to its traditional form as possible* (4.3 points). Also important is the statement *The concerts should be enhanced with modern technological achievements* (4 points). The statement *It is important that any inhabitant can take part in the Celebration, even if it lowers the quality of performance of the repertoire* is not as important to Latvian inhabitants (3.2 points).

Estonian inhabitants have a high opinion of the following statements: *It is important that the repertoire of the Celebration is delivered at a high artistic level* (4.4 points), *The songs that are popular with the majority of the Celebration viewers should be performed in the closing concert* (4.2 points), *New elements should be included in the programme of each Celebration* (4.2 points), as well as *The holding of the Celebration should be as close to its traditional form as possible* (4 points). Estonian respondents are less fond of the statements *The concerts should be enhanced with modern technological achievements* (3.8 points) and *It is important that any inhabitant can take part in the Celebration, even if it lowers the quality of performance of the repertoire* (2.4 points).

The statement *New elements (new music pieces, dances etc.) should be included in the programme of each next Celebration* is of high value to **Lithuanian** inhabitants (4.4 point on average). The following statements are also of high importance: *It is important that the repertoire of the Celebration is delivered at a high artistic level* (4.3 points), *The holding of the Celebration should be as close to its traditional form as possible* (4.3 points) and *The songs that are popular with the majority of the Celebration viewers should be performed in the closing concert* (4.2 points). Less important are the statements *The concerts should be enhanced with modern technological achievements* (3.8 points) and *It is important that any inhabitant can take part in the Celebration, even if it lowers the quality of performance of the repertoire* (3.7 points).

Figure 23. Statements Regarding the Future of the Song and Dance Celebration.

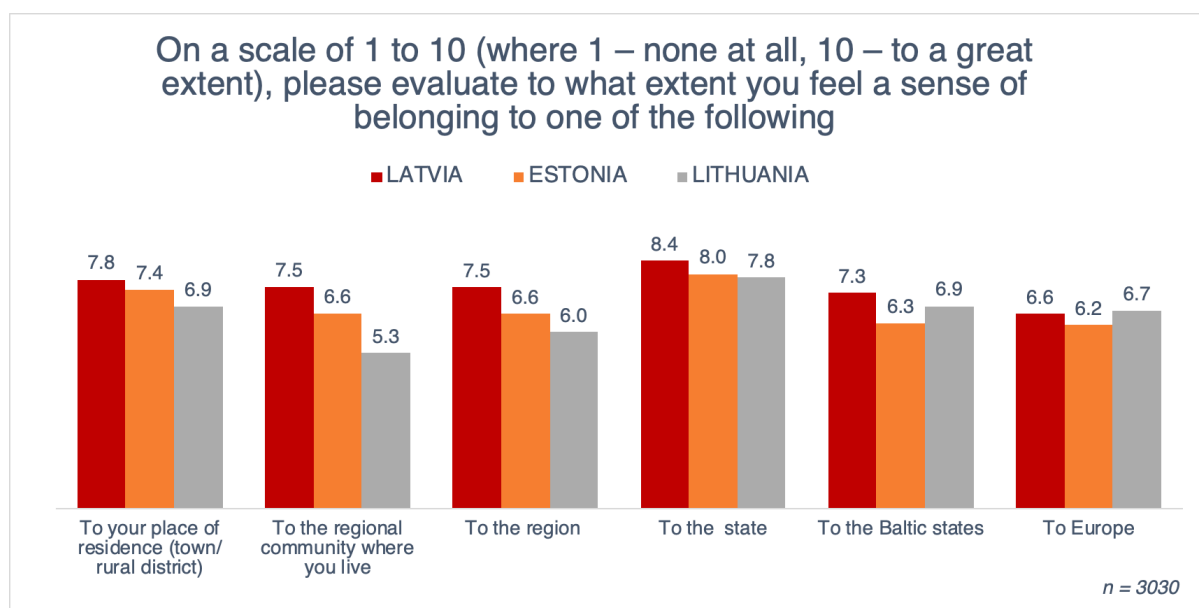
3. MEASUREMENT OF SOCIAL CAPITAL

The inhabitants survey took various measurements of inhabitants' social capital, such as the sense of belonging (see Section 3.1), the level of trust (see Section 3.3), involvement in various organisations, e.g. NGOs, societies, professional and political organisations (see Section 3.4), the spending of free time with friends, acquaintances and colleagues (see Section 3.5). It was also established in the survey what is common for all Latvian inhabitants (see Section 3.2).

3.1. Sense of Belonging

The survey has helped to measure the inhabitants' sense of belonging (on a scale of 1-10) at various levels: to one's place of residence, municipality, region, state, the Baltic States and Europe (see Figure 24).

Almost at all the levels, **Latvian** inhabitants generally have a greater sense of belonging than Estonian or Lithuanian inhabitants. The greatest sense of belonging with Latvian inhabitants is particularly to their state (the average value is 8.4 points). Latvian inhabitants also highly value the sense of belonging to their place of residence (7.8 points), their municipality (7.5 points) and region (7.5 points). The sense of belonging to the Baltic States is valued only slightly lower (7.3 points) than that to the places closer by. The lowest value is with the sense of belonging to Europe (6.6 points), while it is valued only one notch higher by Lithuanian inhabitants (6.7 points).

Figure 24. Sense of Belonging.

3.2. Level of Trust

The survey has helped to measure the inhabitants' level of trust at various levels: trust in family members and close friends, colleagues at work, local government and state politicians, religious organisations and one's folk art group mates (participants).

Latvian inhabitants show a very high level of trust in their family members and close friends, as indicated by 94% of respondents. The results are similar in the other two Baltic States (see Figure 25).

In general, 66% of Latvian inhabitants trust their work mates; however, there are substantially fewer respondents who fully agree with the statement (16%). The majority of respondents, i.e. 50%, rather agree that they trust their colleagues. The data for Estonia and Lithuania are quite similar (see Figure 26).

Only 36% of Latvian inhabitants agree that they trust the politicians from local governments, of which 4% agree completely, whereas 32% rather agree with the statement. In Lithuania, almost one half of respondents agree that they trust the politicians from local governments (48%). According to the gathered data, the opinions of Estonian inhabitants are similar to those of Latvian inhabitants (see Figure 27).

Latvian inhabitants trust their state politicians even less than the politicians from local governments. Only 21% agree that they do, of which only 1% fully agree, whereas 20% rather agree with the statement. The level of trust in state politicians is the lowest in Latvia, while it is slightly higher in the other two Baltic States (see Figure 28).

Approximately one third of Latvian inhabitants, i.e. 31%, agree that they trust religious organisations. The situation is similar in Estonia, where 30% agree with the statement. In turn, 60% of Lithuanian inhabitants agree that they trust religious organisation (see Figure 29).

Those Latvian inhabitants who take part in folk art groups generally trust their group mates – 75% agree with the statement, of which 26% fully agree and 49% rather agree. The data for Estonia are similar. In Lithuania, 79% trust their art group mates, of which a big part of respondents, i.e. 47%, fully agree and 32% rather agree with the statement (see Figure 30).

Figure 25. Level of Trust in Family Members and Close Friends.

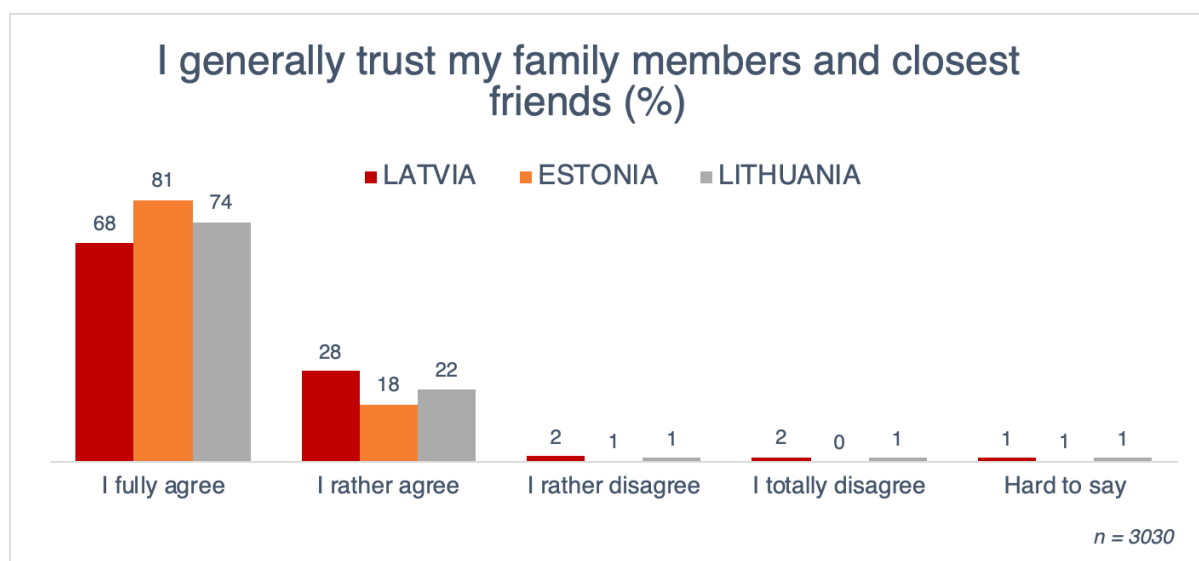


Figure 26. Level of Trust in Work Colleagues.

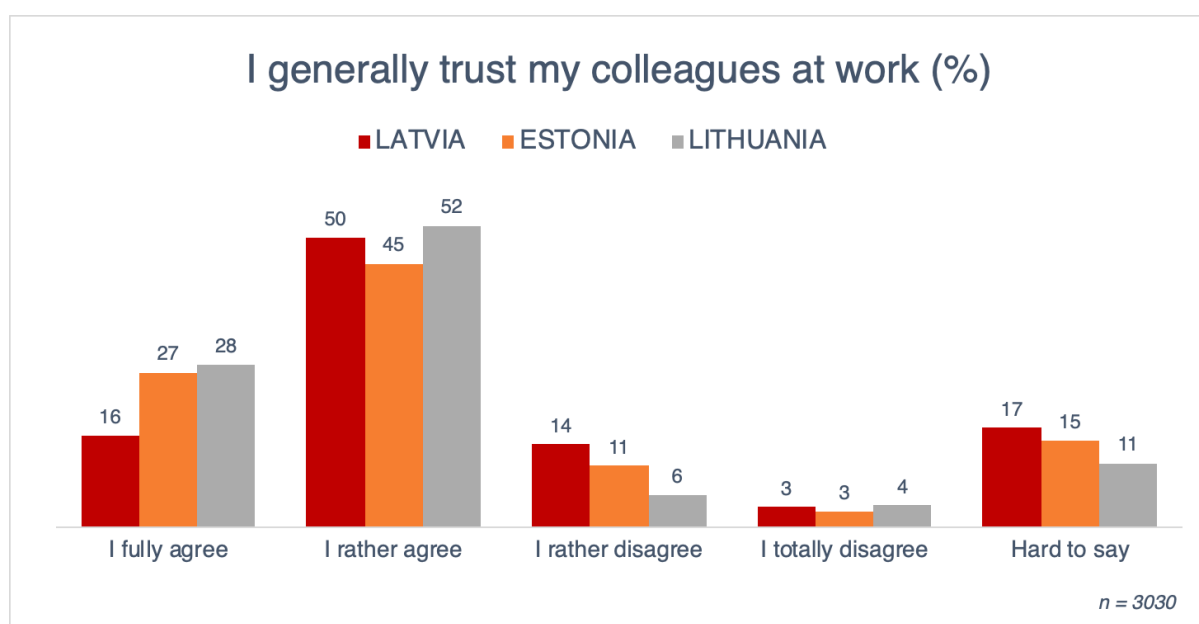


Figure 27. Level of Trust in Local Government Politicians.

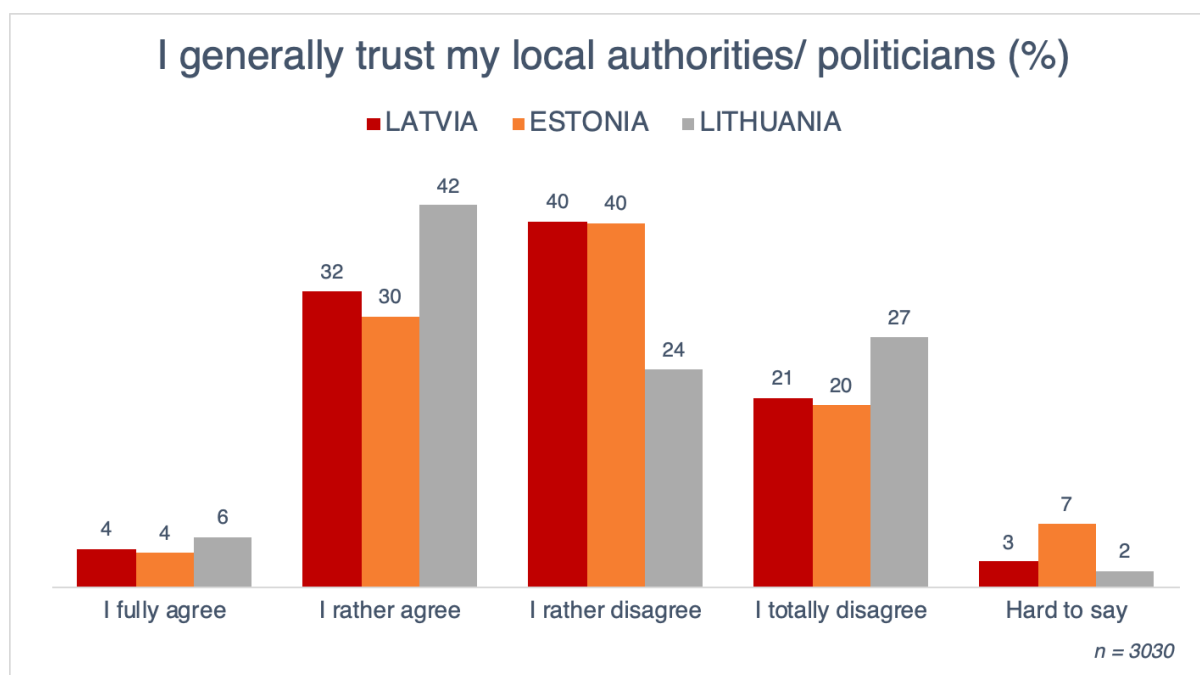


Figure 28. Level of Trust in State Politicians.

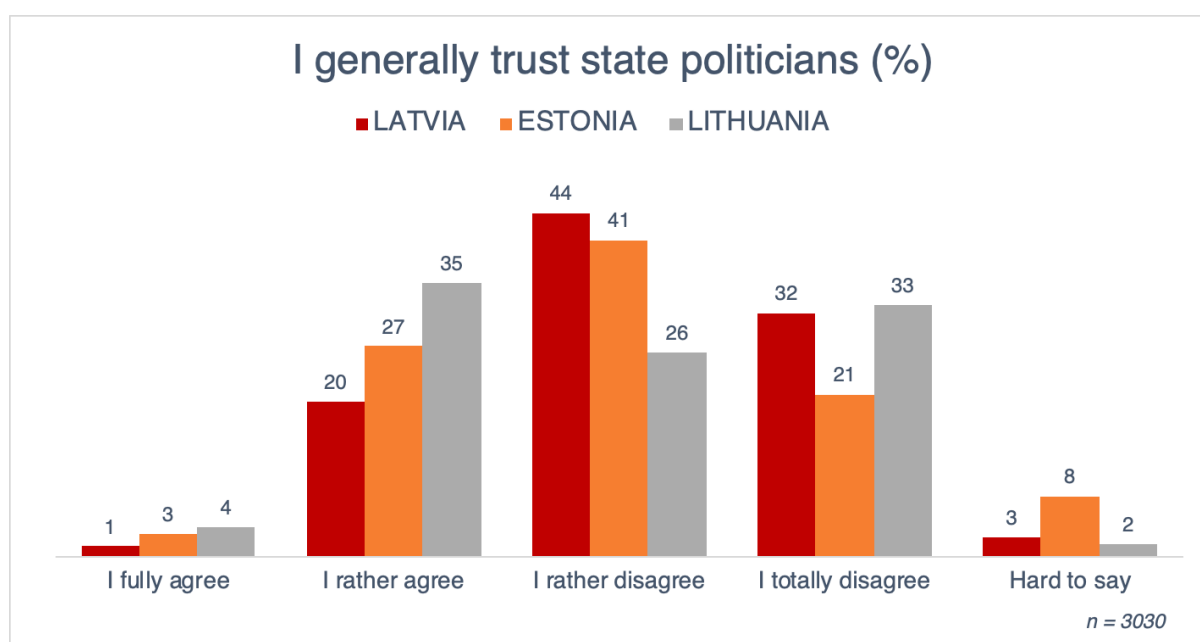


Figure 29. Level of Trust in Family Members and Close Friends.

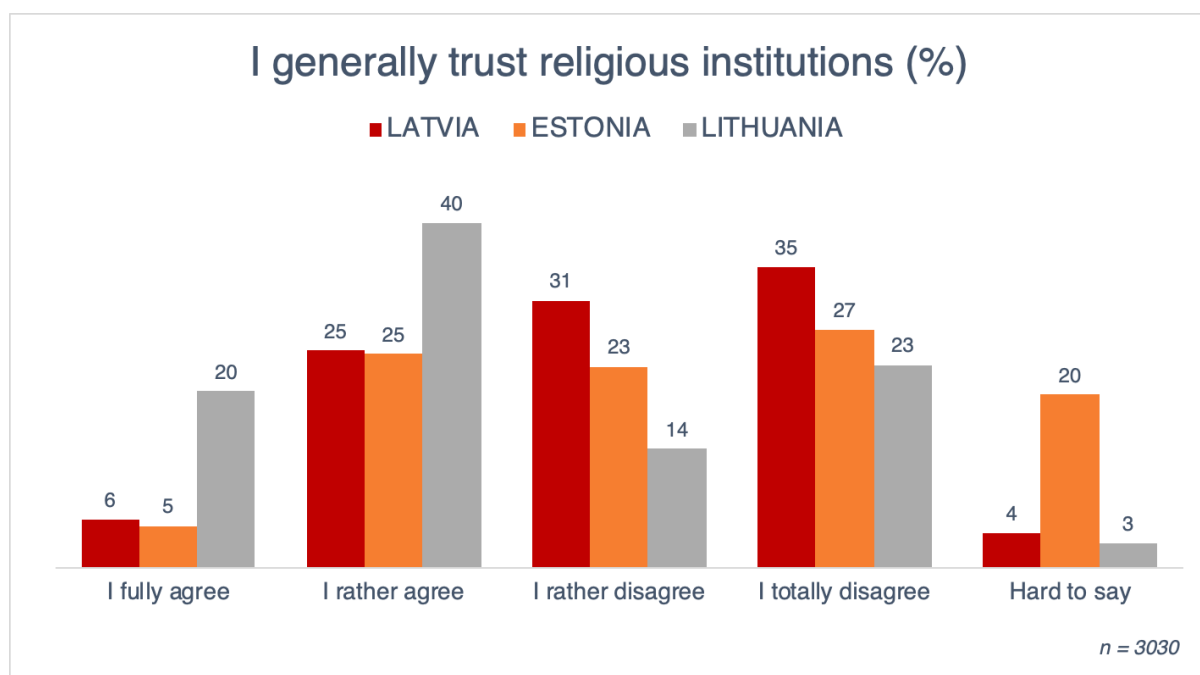
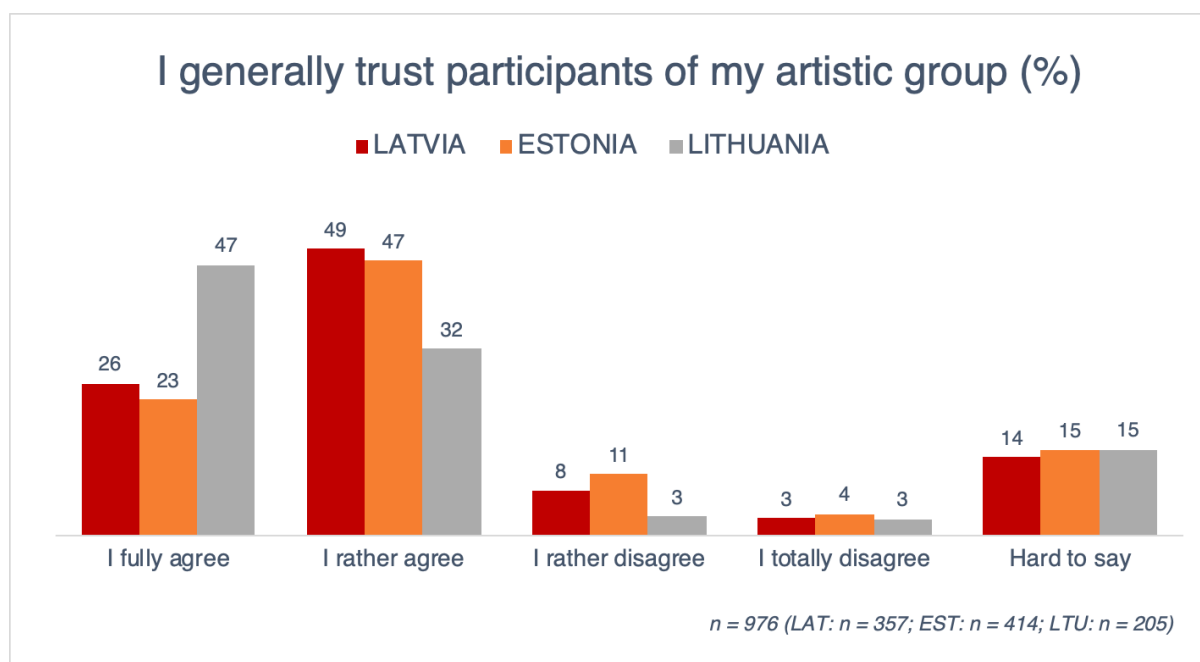


Figure 30. Level of Trust in Family Members and Close Friends.



3.3. Involvement in Organisations

Baltic inhabitants were requested to describe their involvement in various organisations.

12% of Latvian inhabitants are members of an NGO, society or club, while 20% of Estonian and 14% of Lithuanian inhabitants are members of a society (see Figure 31).

9% of Latvian, 14% of Estonian and 9% of Lithuanian inhabitants are members of professional organisations (see Figure 32).

4% of Latvian, 5% of Estonian and 4% of Lithuanian inhabitants are involved in political organisations or parties (see Figure 33).

In general, one may conclude that Estonian inhabitants are slightly more actively involved in various organisations.

Figure 31. *Involvement in NGOs, Societies and Clubs.*

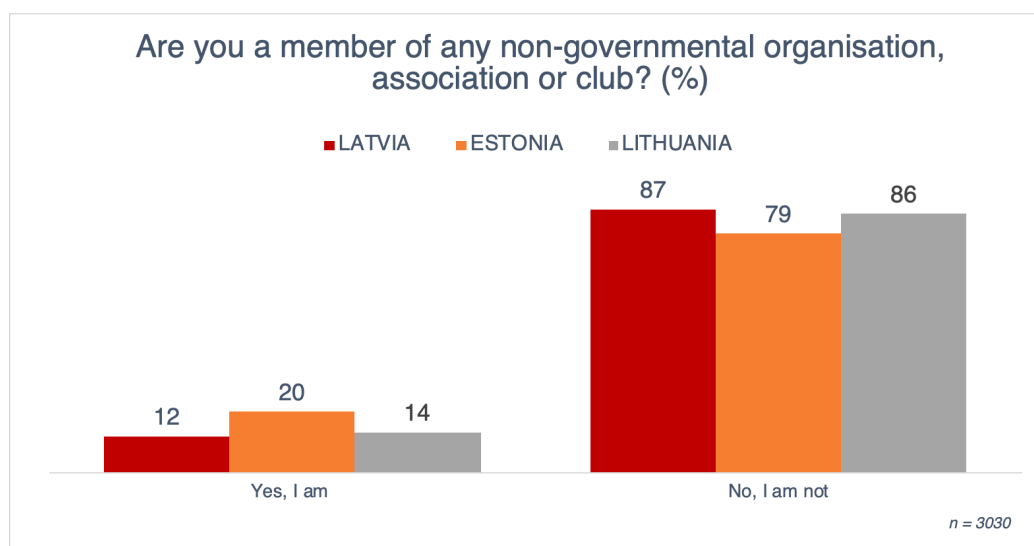
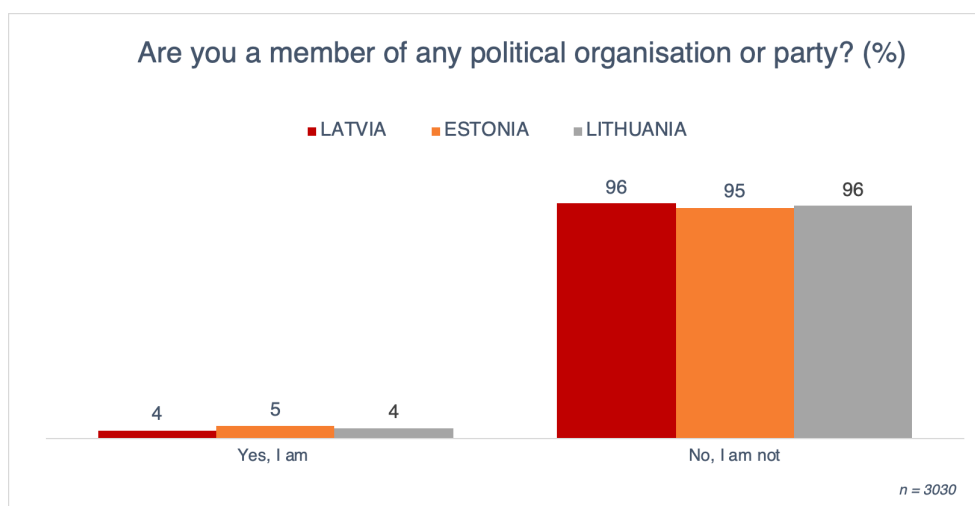


Figure 32. *Involvement in Professional Organisations.*



Figure 33. Involvement in Political Organisations or Parties.



3.4. The Spending of Free Time

Baltic inhabitants had to describe how often (on average) they spend their free time together with their friends and/or acquaintances and/or colleagues in a month (see Figure 34).

In general, one may conclude that the most popular answers in all the three Baltic states are *Several times a week* (26-33%) or *Several times a month* (27-39%). 2-6% of Baltic inhabitants do not spend their free time with friends, acquaintances or colleagues.

Figure 34. Spending Free Time Together with Friends, Acquaintances and Colleagues.



4. RESPONDENTS' PROFILE

The target group of the survey is comprised of permanent residents of the Baltic States aged 15-74. The total number of people surveyed is 3030 (1010 in Latvia, 1010 in Estonia and 1010 in Lithuania). The data of the research were weighted, which means that the selected survey sample was adjusted in the data file of each country so as to be in line with the age frame of the inhabitants (5 parameters were taken into consideration – gender, ethnicity, age, region, type of the place of residence; the latter was not taken into account in Estonia). The respondents' profile after applying data weighting is provided below (see Table 15). The features characterising respondents are as follows: gender, age, type of the place of residence, education, employment, the language spoken at home, number of people in the household, income and ethnicity.

Table 6. Respondents' Profile.

LATVIA (n = 1010)	%	ESTONIA (n = 1010)	%	LITHUANIA (n = 1010)	%
GENDER		GENDER		GENDER	
Male	48	Male	48	Male	42
Female	52	Female	52	Female	54
AGE		AGE		AGE	
15 - 18	5	15 - 18	6	15 - 18	6
19 - 25	10	19 - 25	10	19 - 25	12
26 - 35	20	26 - 35	20	26 - 35	17
36 - 50	27	36 - 50	27	36 - 50	26
51 - 65	27	51 - 65	26	51 - 65	28
66 - 74	11	66 - 74	12	66 - 74	11
PLACE OF RESIDENCE		PLACE OF RESIDENCE		PLACE OF RESIDENCE	
Capital city	33	Capital city	32	Capital city	19
City, town	35	City, town	37	City, town	48
Countryside	32	Countryside	31	Countryside	33
EDUCATION		EDUCATION		EDUCATION	

Primary school or unfinished basic education (grade 8 to 9)	0.3	Primary school or unfinished basic education (grade 8 to 9)	1	Primary school or unfinished basic education (grade 8 to 9)	2
Basic education (grade 8 to 9)	7	Basic education (grade 8 to 9)	10	Basic education (grade 8 to 9)	6
General upper secondary education	17	General upper secondary education	18	General upper secondary education	18
Secondary vocational, secondary professional education	33	Secondary vocational, secondary professional education	26	Secondary vocational, secondary professional education	27
General upper secondary education and studying in higher education	3	General upper secondary education and studying in higher education	6	General upper secondary education and studying in higher education	5
Higher education – bachelors degree	25	Higher education – bachelors degree	17	Higher education – bachelors degree	27
Higher education – masters degree	14	Higher education – masters degree	22	Higher education – masters degree	15
Higher education – doctor	1	Higher education – doctor	1	Higher education – doctor	1
OCCUPATION		OCCUPATION		OCCUPATION	
Self-employed, owner of a business	12	Self-employed, owner of a business	14	Self-employed, owner of a business	11
Working in family business, farmers' household without salary	1	Working in family business, farmers' household without salary	7	Working in family business, farmers' household without salary	2
Salaried worker	54	Salaried worker	52	Salaried worker	51
Maternity leave	2	Maternity leave	3	Maternity leave	2
Unemployed, looking for a job	5	Unemployed, looking for a job	2	Unemployed, looking for a job	6
retirement	17	retirement	13	retirement	17
Housewife	3	Housewife	1	Housewife	2
Pupil, student	8	Pupil, student	8	Pupil, student	9
Other	0	Other	1	Other	0
LANGUAGE USED IN A FAMILY		LANGUAGE USED IN A FAMILY		LANGUAGE USED IN A FAMILY	
Latvian	58	Estonian	68	Lithuanian	88
Russian	34	Russian	27	Russian	5
Latvian and Russian equally common	7	Estonian and Russian equally common	3	Lithuanian and Russian equally common	3
English	0	English	0.3	English	0
Other	1	Other	1	Other	4
PEOPLE IN A HOUSEHOLD		PEOPLE IN A HOUSEHOLD		PEOPLE IN A HOUSEHOLD	
1	14	1	14	1	14
2	29	2	31	2	31
3	22	3	21	3	19
4	20	4	21	4	20
5	9	5	9	5	9
6	4	6	2	6	4
7	1	7	1	7	1
8	0.3	8	0.4	8	1
9	0.1	9	0.3	9	1
10	0.2	11	0.1	10	0.3
11	0.2	47	0.1	11	0.1
12	0.1			12	0.1
AVERAGE INCOME PER PERSON IN A HOUSEHOLD (AFTER TAXES)		AVERAGE INCOME PER PERSON IN A HOUSEHOLD (AFTER TAXES)		AVERAGE INCOME PER PERSON IN A HOUSEHOLD (AFTER TAXES)	
Up to EUR 30	0.3	Up to EUR 30	0.0	Up to EUR 30	0.3
EUR 31 – 50	0.2	EUR 31 – 50	0.2	EUR 31 – 50	1

EUR 51 – 70	0.6	EUR 51 – 70	0.1	EUR 51 – 70	0.3
EUR 71 – 90	0.3	EUR 71 – 90	0.0	EUR 71 – 90	1
EUR 91 – 110	2	EUR 91 – 110	0.0	EUR 91 – 110	2
EUR 111 – 130	2	EUR 111 – 130	0.1	EUR 111 – 130	1
EUR 131 – 150	3	EUR 131 – 150	0.1	EUR 131 – 150	3
EUR 151 – 170	2	EUR 151 – 170	1	EUR 151 – 170	2
EUR 171 – 220	8	EUR 171 – 220	1	EUR 171 – 220	9
EUR 221 – 290	9	EUR 221 – 290	3	EUR 221 – 290	7
EUR 291 – 360	11	EUR 291 – 360	5	EUR 291 – 360	12
EUR 361 – 430	8	EUR 361 – 430	10	EUR 361 – 430	8
EUR 431 – 570	11	EUR 431 – 570	14	EUR 431 – 570	10
EUR 571 and more	20	EUR 571 and more	41	EUR 571 and more	20
No answer was given	10	No answer was given	8	No answer was given	8
Hard to say	15	Hard to say	18	Hard to say	18
NATIONALITY		NATIONALITY		NATIONALITY	
Latvian	59	Estonian	68	Lithuanian	87
Russian	28	Other	32	Russian	5
Other	13			Other	8
TOGETHER	100	TOGETHER	100	TOGETHER	100

ATTACHMENTS

Attachment 1: The Questionnaire of the Survey (in English)

Survey of Inhabitants of Latvia/Estonia/Lithuania on the Song and Dance Celebration

At the request of the Latvian Academy of Culture, Kantar TNS is conducting a survey with the aim to identify the habits of Latvian inhabitants in terms of spending their leisure time and their attitude to cultural heritage. The questionnaire is anonymous. The data gathered will be analysed in a summarised manner. Certain responses will not be analysed.

INTRODUCTORY QUESTIONS

J1. Is there anything characteristic of/ common for the major part of inhabitants of Latvia/ Estonia/ Lithuania?

Please give 1 answer.

1	Yes, there is (briefly specify what it is _____)
2	No, there isn't

J2. Using 1-3 words, please describe your first association with the Song and Dance Celebration.

Write down 1-3 words.

RELATION TO THE CELEBRATION

J3. Have you ever (in your lifetime) attended classes in an interest-related education club, association or amateur-talent group?

Please indicate 1 corresponding answer in each row.

Instructions for the interviewer: it is implied that the person has participated in a GROUP activity OUTSIDE the school curriculum. The question should be asked as freely as possible, so as to let the interviewees decide for themselves.

	Ac893o-tyrttivity	I participated only at school and before school	I participated in different periods of life, I am not participating anymore	I participated in different periods of life, and I am participating now	I have participated all my life , and I am participating now	I am participating now, but I have started recently	I have never done that	Hard to say
1	Dance (folk dances, contemporary dances, sport dances etc)	1	2	3	4	5	6	7
2	Singing (in a choir, in a band, in pop groups and other kinds of singing)	1	2	3	4	5	6	7
3	Playing musical instruments	1	2	3	4	5	6	7
4	Amateur theatre	1	2	3	4	5	6	7
5	Visual art workshops	1	2	3	4	5	6	7
6	Crafts, handicraft	1	2	3	4	5	6	7
7	Sports (team sports or sporting activities together with other athletes that involve	1	2	3	4	5	6	7

	the presence of a coach or instructor)							
--	--	--	--	--	--	--	--	--

J4. Have you been involved in the Song and Dance Celebration and how?

It is necessary to give an answer about all the previous Celebrations (the week of the Celebration) that the respondent has taken part in at any moment in life in any of the following ways.

Instructions for the interviewer: all the options must be read out one by one! Answers should be given about both the Nationwide Song and Dance Celebration and the Youth Song and Dance Celebration!

1	I have followed the events of the Song and Dance Celebration week in the mass media (TV, radio, the Internet, printed media)	
2	I have followed the events on social networks (draugiem.lv, facebook, twitter, instagram, youtube, flickr etc.)	
3	I have watched the activities of the Celebration on TV, listened to the radio	
4	I have personally attended and observed the activities of the Celebration (closing concerts, festive concerts and other activities)	
5	I have observed the festive procession in person	
6	I have provided services at the Celebration (catering, trade, provision of equipment etc.)	
7	I have informed the society about the Celebration (as a journalist, researcher etc.)	
8	I have provided support: financial support/ assistance with accommodation/ preparation of national costumes etc.	
9	I have participated in the organisation of the Celebration (also as a volunteer/ coordinator, performing duties as delegated by the organisers)	Filter to J4.1.
10	As a paid employee, I have worked with those performance groups that participated in the Song and Dance Celebration (e.g., répétiteur, concert master etc.)	
11	I have been a participant of the Celebration myself (member of a performance group, artistic director, chief managing director etc.)	Filter to J4.2.
12	I will be a participant of the Celebration in 2018 (I am currently preparing for it) For Lithuania – 2018 For Estonia – 2019	Filter to J4.2.
13	Hard to say	
14	I haven't been involved	Filter to J5

J4.1. Please specify how exactly you have worked as an organiser of the Celebration.

Please select all the options that apply.

1	As a representative of a local authority (for example, as an employee of a culture department in a local authority, as an employee of any other local
---	---

	authority department/ institution, as a director of a culture centre etc.) (please specify your exact)
2	As a volunteer
3	As a manager of the Celebration
4	As a member of the counselling board
5	As an artist (musician, composer, author of a visual concept and so on)
6	Otherwise (please specify)

[inhabitants of Latvia]

J4.2.1. Please specify in what capacity you have participated in the Celebration.

Please select all the options that apply.

Instructions for the interviewer: please remind the respondent that it is participation in the Celebration rather than in any amateur-talent group that is implied!

	1. I have participated before	2. I am currently/ still involved
As a singer in a choir	1	1
As a member of a dance group	2	2
As a performer in a wind orchestra	3	3
As a musician in a kokle ensemble	4	4
As a member of a national decorative art studio	5	5
As a member of an amateur theatre troupe	6	6
As a member of a folk music band	7	7
As a member of a folklore community, as a member of an ethnographic ensemble	8	8
As a member of a vocal ensemble	9	9
As a member of an ethnic minority talent group	10	10
Otherwise (please specify)	11	11

[inhabitants of Estonia]

J4.2.2. Please specify in what capacity you have participated in the Celebration.

Please select all the options that apply.

	1. I have participated before	2. I am currently/ still involved
As a singer in a choir	1	1
As a member of a dance (gymnastics) group	2	2
As a performer in a wind (and symphonic) orchestra	3	3
As a member of a folklore community, as a member of an ethnographic ensemble	4	4
Otherwise (please specify)	5	5

[inhabitants of Lithuania]

J4.2.3. Please specify in what capacity you have participated in the Celebration.

	1. I have participated before	2. I am currently/ still involved

As a singer in a choir	1	1
As a member of a dance group	2	2
As a performer in a wind orchestra	3	3
As a member of a Song and Dance Celebration ensemble	4	4
As a member of a national decorative art studio	5	5
As a member of an amateur theatre troupe	6	6
As a member of a folk music band	7	7
As a member of a folklore community, as a member of an ethnographic ensemble	8	8
As a member of a vocal ensemble	9	9
Otherwise (please specify)	10	10

[Ask only those who chose the 11th answer in J4 – “have been a participant!]

J.4.3. Did you participate in the Latvian Nationwide Song and Dance Celebration in 2013 or the Youth Song and Dance Celebration in 2015?

For Estonia: the Estonian Nationwide Song and Dance Celebration in 2014 or the Youth Song and Dance Celebration in 2017

For Lithuania: the Lithuanian Nationwide Song and Dance Celebration in 2014 or the Youth Song and Dance Celebration in ???

Please choose 1 possible answer.

1	Yes, I participated in the Latvian Nationwide Song and Dance Celebration in 2013 For Estonia: Yes, I participated in the Estonian Nationwide Song and Dance Celebration in 2014 For Lithuania: Yes, I participated in the Lithuanian Nationwide Song and Dance Celebration in 2014
2	Yes, I participated in the Youth Song and Dance Celebration in 2015 For Estonia: Yes, I participated in the Youth Song and Dance Celebration in 2017 For Lithuania: Yes, I participated in the Youth Song and Dance Celebration in ???
3	Yes, I participated in the Latvian Nationwide Song and Dance Celebration in 2013 in the Youth Song and Dance Celebration in 2015 For Estonia: Yes, I participated in the Estonian Nationwide Song and Dance Celebration in 2014 and the Youth Song and Dance Celebration in 2017 For Lithuania: Yes, I participated in the Estonian Nationwide Song and Dance Celebration in 2014 and the Youth Song and Dance Celebration in ???
4	No, I didn't participate
5	Hard to say

[Ask everyone except those who chose the 11th or 12th answer in J4]

J5. Would you like to participate in the Celebration movement as a member of a talent group some day?

Please choose 1 answer.

1	Yes, definitely
2	I would rather

3	I'd rather not
4	I definitely wouldn't
5	Hard to say

[Ask only those who chose the 14th answer in J4 OR DID NOT choose the 2nd answer in J4.2.3.]

J6. What are the main obstacles to your involvement in the Song and Dance Celebration as a participant?

Please choose no more than **3** main obstacles. Read out all the answers!

1	I have no appropriate creative skills
2	I don't have the time to participate in everyday rehearsals of a talent group
3	It requires too big financial expenditures
4	I don't like group activities
5	They don't speak my native language in the talent group or during the organisation of the Celebration
6	I believe it concerns only the Latvian/ Estonian/ Lithuanian nation
7	I am not interested in such cultural and artistic events
8	I believe that it is Soviet heritage
9	Such activities are not popular among my friends, relatives and acquaintances
10	I am not interested in folk art or amateur art
11	I have no spare time
12	I didn't know that something like that takes place
13	The activities of the Celebration are held at inconvenient times
14	I have too much work/ inconvenient working hours
15	I have heard negative commentaries about the work of talent groups
16	I don't go to school anymore
17	Other obstacles (please specify) _____
18	Hard to say

[Ask those who chose the 4th or 14th option in J4]

J7. What have been the main reasons for your not attending the Song and Dance Celebration in person so far?

Please give no more than **3** main reasons. Read out all the answer choices!

1	Previous negative experience
2	I have no financial means for such activities
3	It is hard/ difficult for me to get to the Celebration venue
4	I have no (spare) time
5	I am not interested in such cultural and artistic events
6	Health issues
7	I don't want to attend activities alone, I have no-one to go with
8	Unable to get the tickets/ expensive tickets
9	I don't know when it takes place/ no information about the events that take place
10	No friends, relatives, acquaintances of mine attend such events
11	I am already involved in the Celebration as a participant/ organiser
12	I didn't know that something like that takes place
13	I believe it concerns only the Latvian/ Estonian/ Lithuanian nation
14	They don't speak my native language during the organisation of the Celebration or at the events

15	I believe that it is Soviet heritage
16	I am not interested in folk art
17	The activities of the Celebration are held at inconvenient times
18	I have too much work
19	I have heard negative commentaries about the experience of participants of the Celebration
20	Other reasons (please specify) _____
21	Hard to say

J8. Has anyone in your family (including previous generations) been involved in the Song and Dance Celebration as a participant (member of a talent group, (honorary) director of a talent group, (honorary) conductor, (honorary) director-in-chief)?

Choose all the options that apply.

1	Yes, my parents have (or one of them)
2	Yes, my children have
3	Yes, my grandchildren have
4	Yes, my brothers/sisters have
5	Yes, my partner/ spouse has
6	Yes, my other relatives have
7	No, no-one has
8	Hard to say

J9. In your opinion, what are the main benefits that participation in the Song and Dance Celebration movement (taking part in the work of a talent group, festive activities etc.) gives people?

*Please specify **5** main benefits. Read out all the answer options if the respondent doesn't name anything himself/ herself!*

1	Unique/ one-time experience
2	An opportunity to express one's creative abilities/ participation develops creativity
3	Deep emotions that are not caused by anything else
4	An enhanced sense of national belonging, belonging to the Latvian/ Estonian/ Lithuanian state
5	An enhanced sense of unity with the Latvian/ Estonian/ Lithuanian nation
6	Acquisition of knowledge that cannot be acquired anywhere else
7	Making new friends and acquaintances (including participants of other talent groups)
8	An opportunity to be together with different people and get to know them
9	An opportunity to spend one's free time in an informative, meaningful way
10	Contributing to the process of maintaining the Latvian/ Estonian/ Lithuanian tradition (of the Song and Dance Celebration)
11	An opportunity to be together with the family and/or sustain its traditions
12	Recognition among other people
13	An opportunity to escape from routine
14	Gaining energy and the incentive to do work in one's professional domain
15	Pay (I am paid for this)
16	Improved physical condition
17	Hard to say
18	Other (please specify).....

OPINIONS ON THE SONG AND DANCE CELEBRATION, ITS IMPACT AND ORGANISATION

J10. Give your opinion on whether all the inhabitants of Latvia/ Estonia/ Lithuania have equal opportunities to become participants (as talent group members) of the Song and Dance Celebration in 2018/ 2019?

Please choose one answer.

1	They definitely have equal opportunities
2	They have rather equal opportunities
3	They rather don't have equal opportunities
4	They definitely don't have equal opportunities
5	Hard to say

J11. The next Song and Dance Celebration in Latvia/ Estonia/ Lithuania will take place in 2018/ 2019. What do you think may hinder participation in the Song and Dance Celebration in 2018/ 2019 for those who want to become participants?

Please choose no more than 3 main obstacles.

1	Lack of time
2	Lack of support from employers
3	Low income
4	The geographical location of one's place of residence
5	Lack of support from the family
6	The domain of profession activity
7	No opportunity to become a participant of a talent group
8	No appropriate (creative) skills, abilities
9	Drawbacks of the talent group
10	Age
11	Health condition
12	Nothing
13	Hard to say
14	Other (please specify)

[Ask only those who chose the 4th, 5th or 11th answer in J4]

J12. To what extent do you agree or disagree with the following statements?

		5 I fully agree	4	3	2	1 I totally disagree	Hard to say
1	Participating and attending the Song and Dance Celebration is a tradition in my family	5	4	3	2	1	9
2	At the Song and Dance Celebration, I have a chance to be together with my nation	5	4	3	2	1	9
3	At the Song and Dance Celebration, I can confirm my national belonging	5	4	3	2	1	9

4	The Song and Dance Celebration is a deep emotional experience to me personally	5	4	3	2	1	9
---	--	---	---	---	---	---	---

[ask everyone] **J13. To what extent do you agree or disagree with the following statements?**

		5 I fully agree	4	3	2	1 I totally disagree	Hard to say
1	The Song and Dance Celebration unites all the nations living in Latvia/ Estonia/ Lithuania	5	4	3	2	1	9
2	The Song and Dance Celebration is an important sign of international recognition of Latvia/ Estonia/ Lithuania	5	4	3	2	1	9
3	The Celebration wouldn't lose anything if the festive procession was dropped	5	4	3	2	1	9
4	If I attended the Song and Dance Celebration, I would like to wear a national costume	5	4	3	2	1	9
5	The Song and Dance Celebration is a good opportunity to have fun together with your friends	5	4	3	2	1	9
6	The Song and Dance Celebration unites families	5	4	3	2	1	9
7	The Song and Dance Celebration enhances relationships between partners	5	4	3	2	1	9
8	The organisation of the Celebration is too expensive for governments and local authorities	5	4	3	2	1	9
9	Only a small part of society is interested in the Celebration	5	4	3	2	1	9
10	Maintaining the tradition of the Song and Dance Celebration is important only to a small part of inhabitants of Latvia/ Estonia/ Lithuania	5	4	3	2	1	9
11	The programme of the Celebration has to attract a lot of tourists	5	4	3	2	1	9

12	The programme of the Celebration has to attract a lot of viewers (Latvian/ Estonian/ Lithuanian inhabitants)	5	4	3	2	1	9
13	The repertoire of the Celebration has to include songs and dances of other nations (not only Latvian/ Estonian/ Lithuanian)	5	4	3	2	1	9

ACTIVITIES OF THE CELEBRATION/ THE FESTIVE PROCESSION

J14. Characterise your attendance of the Song and Dance Celebration as a viewer
(the answer should refer to those events that you have attended or would like to attend in person)

One answer per column.

	the main performance of the dance groups	the closing concert of choirs and other invited groups	the festive procession	other events (please specify) _____
1. I have attended	1	2	4	5
2. I would like to attend (as part of Latvian/ Estonian/ Lithuanian Centenary celebrations in 2018/ 2019)	1	2	4	5
3. I would like to attend the Song and Dance Celebration in Estonia and/ or Lithuania Estonia: in Latvia and/ or Lithuania Lithuania: in Estonia and/ or Latvia	1	2	4	5
4. I haven't attended and I don't want to				

ABOUT THE REPERTOIRE

J15. Which song would you like to hear at the closing concert of the Song and Dance Celebration?

Please write in the **title** of **one** song.

Instructions for the interviewer: it is also acceptable to write down the performer or the lyrics to a song if the respondent provides such information!

ABOUT THE CELEBRATION AS A TRADITION AND AS INTANGIBLE CULTURAL HERITAGE

J16. Please indicate what in your opinion plays a major role in the preservation and development of the tradition of the Song and Dance Celebration.

*Please choose no more than **3** answers.*

1	Ministry of Culture
2	The institutions organising the Celebration (Latvian National Centre for Culture) Estonia: the institutions organising the Celebration (Estonian Song and Dance Celebration Foundation) Lithuania: the institutions organising the Celebration (Lithuanian Folk Culture Centre)
3	Local authorities
4	Artistic directors of talent groups
5	Chief directors of the process and chief conductors (including city/ regional/ county directors/ conductors)
6	Chief directors and chief conductors of the current Song and Dance Celebration
7	Honorary chief directors and chief conductors
8	Participants of talent groups
9	Viewers/ visitors
10	The counselling board of the Song and Dance Celebration (in Latvia – the Arts Council)
11	Creative professionals (composers, choreographers, stage directors, stage designers and so on)
12	Non-governmental organisations
13	The media and social networks
14	Researchers of the tradition and documentalists
15	Hard to say

ABOUT THE FUTURE DEVELOPMENT OF THE SONG AND DANCE CELEBRATION

J17. Please evaluate to what extent you agree or disagree with the following statements about the development of the Song and Dance Celebration (1 – totally disagree, 5 – fully agree).

Please give one answer in each row.

		5 Fully agree	4	3	2	1 Totally disagree	Hard to say

1	The holding of the Celebration should be as close to its traditional form as possible	5	4	3	2	1	9
2	New elements should be included in the programme of each Celebration (new music pieces, new dances etc.)	5	4	3	2	1	9
3	The concerts should be enhanced with modern technological achievements (projections, lighting effects etc.)	5	4	3	2	1	9
4	It is important that the repertoire of the Celebration is delivered at a high artistic level	5	4	3	2	1	9
5	It is important that any inhabitant can take part in the Celebration, even if it lowers the quality of performance of the repertoire	5	4	3	2	1	9
6	The songs that are popular with the majority of the Celebration viewers should be performed in the closing concert	5	4	3	2	1	9

INFORMATION ABOUT THE RESPONDENT (SOCIAL CAPITAL)

J18. On a scale of 1 to 10 (where 1 – none at all, 10 – to a great extent), please evaluate to what extent you feel a sense of belonging to one of the following:

Please indicate one answer in each row.

		10 to a great extent	9	8	7	6	5	4	3	2	1 none at all	Hard to say
1	To your place of residence (town/ rural district)	10	9	8	7	6	5	4	3	2	1	99
2	To the regional community where you live	10	9	8	7	6	5	4	3	2	1	99
3	To the region (Rīga, Kurzeme, Vidzeme, Zemgale, Latgale)	10	9	8	7	6	5	4	3	2	1	99
4	To the Latvian/ Lithuanian/ Estonian state	10	9	8	7	6	5	4	3	2	1	99
5	To the Baltic states	10	9	8	7	6	5	4	3	2	1	99
6	To Europe	10	9	8	7	6	5	4	3	2	1	99

J19. Please indicate to what extent you agree or disagree with the statements below.

Please choose one answer in each row.

		I fully agree	I rather agree	I rather disagree	I totally disagree	Hard to say	Doesn't participate in a talent group
1	I generally trust my family members and closest friends	1	2	3	4	5	N/A
2	I generally trust my colleagues at work <i>Instructions for the interviewer: in case of no colleagues, indicate "hard to say"</i>	1	2	3	4	5	N/A
3	I generally trust my local authorities/ politicians	1	2	3	4	5	N/A
4	I generally trust state politicians	1	2	3	4	5	N/A
5	I generally trust religious institutions	1	2	3	4	5	N/A
6	I generally trust participants of my nation's artistic groups <i>Instructions for the interviewer: do not ask this questions if the respondent is not currently involved in a talent group (choose the last cell)</i>	1	2	3	4	5	6

J20. Are you a member of any non-governmental organisation, association or club?

Please choose one answer.

1	Yes, I am
2	No, I am not
3	Hard to say

J21. Are you a member of any professional organisation (for example, Association of Photographers, Medical Society and so on)?

Please choose one answer.

1	Yes, I am
2	No, I am not
3	Hard to say

J22. Are you a member of any political organisation or party?

Please choose one answer.

1	Yes, I am
2	No, I am not
3	Hard to say

J23. How often do you spend your free time together with your friends and/ or acquaintances and/ or colleagues a month on average?

Please choose one answer.

1	Once in 1-2 days
2	Several times a week
3	Several times a month
4	Once a month
5	Rarer than once a month
6	I don't spend free time with friends, acquaintances or colleagues
7	Hard to say

INFORMATION ABOUT THE RESPONDENT (DEMOGRAPHIC QUESTIONS)

Respondent's education (name the last completed education):

Please choose one (the most appropriate) option.

1	Elementary education or lower
2	Secondary education (including professional and vocational education)
3	Secondary professional or vocational education
4	Secondary education, currently studying at a university
5	Higher education
6	Master's degree
7	Doctor's degree

Which language do you speak with the members of your family every day?

1	Most often Latvian/ Estonian/ Lithuanian
2	Most often Russian
3	Latvian/ Estonian/ Lithuanian as much as Russian
4	Hard to say/ I don't want to answer
5	Other (please specify)

[Filter – if the respondent is a participant (2.2. – I am at the moment)]

How much money on average did you spend a month on participation in rehearsals and other activities of a folk art group in 2016?

1	Less than 5.00 EUR
2	6.00 - 10.00 EUR
3	11.00-15.00 EUR
4	16.00-25.00 EUR
5	26.00 – 50.00 EUR
6	51.00 – 100.00 EUR
7	101.00 EUR and more

8	Hard to/ I don't want to answer
---	---------------------------------

Thank you for your responsiveness and the time devoted to the completion of the questionnaire!

Attachment 2: List of Figures and Tables

Tables

Table 1. The Survey Sample.

Table 2. Inhabitants Participation in the Song and Dance Celebration.

Table 3. Level of Involvement in the Song and Dance Celebration.

Table 4. Inhabitants Involved in the Organisation of the Celebration.

Table 5. Inhabitants' Participation in Interest-based Education Groups, Creative and Amateur Art Groups Outside the School Curriculum.

Table 6. Respondents' Profile.

Figures

Figure 1. The Capacity in Which Latvian Inhabitants Have Taken Part in the Celebration.

Figure 2. The Capacity in Which Estonian Inhabitants Have Taken Part in the Celebration.

Figure 3. The Capacity in Which Lithuanian Inhabitants Have Taken Part in the Celebration.

Figure 4. The Capacity in Which Latvian Inhabitants Are Planning to Participate in the Celebration.

Figure 5. The Capacity in Which Estonian Inhabitants Are Planning to Participate in the Celebration.

Figure 6. The Capacity in Which Lithuanian Inhabitants Are Planning to Participate in the Celebration.

Figure 7. Participation in the Latvian Nationwide Song and Dance Celebration in 2013 or the Youth Song and Dance Celebration in 2015.

Figure 8. Participation in the Estonian Nationwide Song and Dance Celebration in 2014.

Figure 9. Participated in the Lithuanian Nationwide Song and Dance Celebration in 2014 or the Youth Song and Dance Celebration in 2014.

Figure 10. Events Attended During the Song and Dance Celebration.

Figure 11. Events of the Next Celebration that Inhabitants Wish to Attend.

Figure 12. Participation of Families in the Song and Dance Celebration.

Figure 13. Average Monthly Expenses Related to Participation in an Art Group.

Figure 14. Inhabitants' Willingness to Participate in the Celebration.

Figure 15. Main Obstacles to Participation in the Song and Dance Celebration.

Figure 16. The Main Reasons for not Attending the Song and Dance Celebration is person.

Figure 17. Latvian Inhabitants' Opportunities to Become Participants of the Song and Dance Celebration in 2018.

Figure 18. What Hinders Participation in the Next Song and Dance Celebration for Those Who Want to Become Participants.

Figure 19. The Main Benefits Gained from Participation in the Song and Dance Celebration.

Figure 20. The Average Values of the Statements Regarding the Song and Dance Celebration.

Figure 21. The Average Values of the Statements Regarding the Song and Dance Celebration 2.

Figure 22. The Major Role in the Sustaining and Development of the Tradition of the Song and Dance Celebration.

Figure 23. Statements Regarding the Future of the Song and Dance Celebration.

Figure 24. Sense of Belonging.

Figure 25. Level of Trust in Family Members and Close Friends.

Figure 26. Level of Trust in Work Colleagues.

Figure 27. Level of Trust in Local Government Politicians.

Figure 28. Level of Trust in State Politicians.

Figure 29. Level of Trust in Family Members and Close Friends.

Figure 30. Level of Trust in Family Members and Close Friends.

Figure 31. Involvement in NGOs, Societies and Clubs.

Figure 32. Involvement in Professional Organisations.

Figure 33. Involvement in Political Organisations or Parties.

Figure 34. Spending Free Time Together with Friends, Acquaintances and Colleagues.